



---

**MODEL 14 and No. 14A**

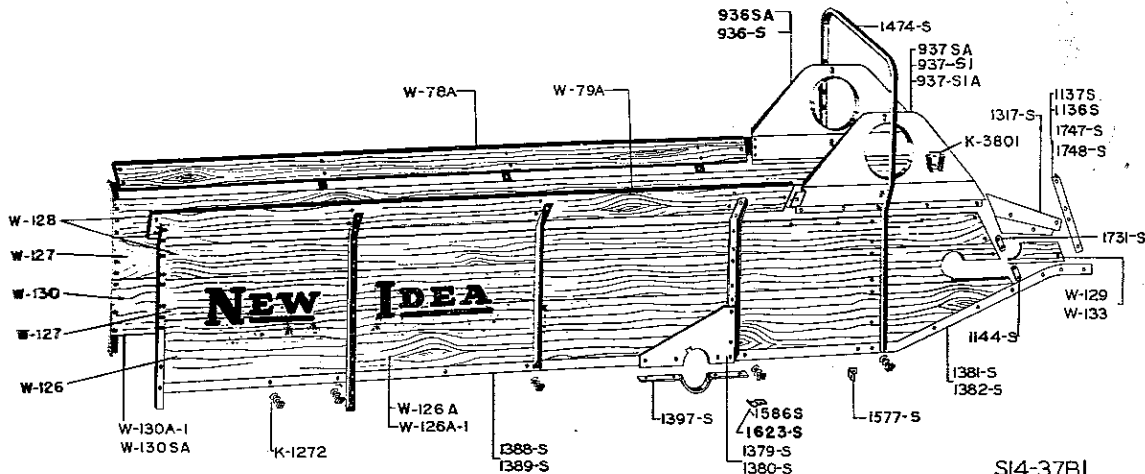


**NEW IDEA Model 14, built 1942. Lots 266 to 267.**



**NEW IDEA Model 14, built 1945 to 1948 Lots 292 to 309**  
**NEW IDEA No. 14A, built 1949 to 1954 Lots 314 to 370**

## SIDES AND ARCH MODEL 14 AND NO. 14A

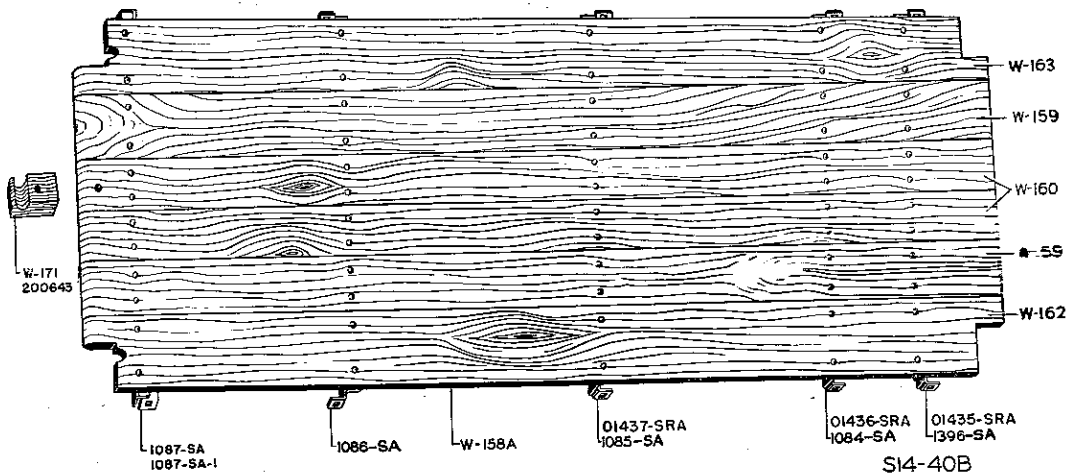


Part No.	Description	Lot No. All Incl.	Wt. Lbs.
K 1272	Bolt for attaching sides to bottom, 1/2" Dia., 1" long, special carriage. (10 used)	266 to 372	2 oz.
K 3801	Light bracket		
936 SA	Upper cylinder shield, right, Order 936 S1	266 to 334	5-1/2
936 S1	Upper cylinder shield, right.	339 to 370	5-1/2
	Bolt, carriage, 5/16 x 1-1/4" (5 used)		
	Bolt, stove, oven head, 5/16 x 3/4", with lock washer		
	Bolt, stove, oven head, 5/16 x 7/8", with lock washer		
937 SA	Upper cylinder shield, left, Order 937 S1A	266 to 334	5-1/2
937 S1	Upper cylinder shield, left, Order 937 S1A	339 to 370	5-1/2
937 S1A	Upper cylinder shield, left.	266 to 370	
	Bolt, carriage, 5/16 x 1-1/4" (5 used)		
	Bolt, stove, oven head, 5/16 x 3/4" with lock washer		
	Bolt, stove, oven head, 5/16 x 7/8" with lock washer		
1136 S	Rear end angle on side, right, 1-3/8 x 1 x 5/32" angle, 14-5/8" long	266 to 353	1-1/2
	Bolt, carriage, 5/16 x 1-1/4"		
	Bolt, carriage, 5/16 x 1-1/2"		
	Bolt, carriage, 3/8 x 1-1/2" (2 used)		
1137 S	Rear end angle on side, left, 1-3/8 x 1 x 5/32" angle, 14-5/8" long	266 to 353	1-1/2
	Bolt, carriage, 5/16 x 1-1/4"		
	Bolt, carriage, 5/16 x 1-1/2"		
	Bolt, carriage, 3/8 x 1-1/2"		
	Bolt, carriage, 3/8 x 1-3/4"		
1144 S	Reinforcing plate at rear end of sides, 1-1/16 x 4" long, 14 gauge. (2 used)	266 to 370	1/4
	Bolt, carriage, 3/8 x 1-1/2" (2 used)		
1317 S	Filler shield for left side angle	266 to 370	1/4
	Bolt, machine, 5/16 x 3/4" with lock washer (2 used)		
	Bolt, machine, 5/16 x 1" with lock washer		
1379 S	Axle plate, right	266 to 370	6
1380 S	Axle plate, left	266 to 370	6
1381 S	Rear main side angle, right, 1-3/4 x 1-1/4 x 3/16" angle, 60-5/8" long	266 to 370	9-1/4
	Rivet, oval head, 3/8 x 7/8"		
	Rivet, oval head, 3/8 x 1"		
1382 S	Rear main side angle, left, 1-3/4 x 1-1/4 x 3/16" angle, 60-5/8" long	266 to 370	9-1/4
1388 S	Front main side angle, right, 1-3/4 x 1-1/4 x 3/16" angle, 66-3/4" long	266 to 370	9-3/4
1389 S	Front main side angle, left, 1-3/4 x 1-1/4 x 3/16" angle, 66-3/4" long	266 to 370	9-3/4
1397 S	Axle bearing clamp plates, 5/16 x 1-1/4" flat, 20-3/4" long. (2 used)	266 to 370	2-1/4
	Bolt, machine, 3/8 x 1" with lock washer (3 used)		
	Bolt, machine, 3/8 x 1-1/2" long, with 2 hexagon nuts		
1474 S	Arch, 1-3/8 x 1 x 3/16" angle, 125-3/4" long	266 to 370	14-3/4
	Bolt, carriage, 5/16 x 1-1/4" (10 used)		
	Bolt, carriage, 5/16 x 1-1/2" (2 used)		
	Bolt, machine, 3/8 x 7/8" with lock washer (2 used)		
1577 S	Lubrication bracket, 3/16 x 1-1/4" flat, 3-3/8" long	314 only	1/4
1585 S	Oil line support clip, .060 x 1-5/16" flat, 1-1/2" long (2 used) Order 1623 S	314 to 370	2 oz.
1586 S	Oil line support clip, .060 x 1-5/16" flat, 1-1/2" long. Order 1623 S	314 only	
1623 S	Oil line support clip (2 used)	318 to 370	2 oz.
1731 S	Reinforcement plate, upper, 5/64 x 1" flat, 4-1/4" long	359 to 370	1/4
1747 S	Rear end angle on side, right, 5/32 x 1-3/8 x 1-3/8" angle, 13-9/16" long	359 to 370	1-1/2
	Bolt, carriage, 5/16 x 1-1/4"		
	Bolt, carriage, 5/16 x 1-1/2"		
	Bolt, carriage, 3/8 x 1-1/2" [2 used]		
1748 S	Rear end angle on side, left, 5/32 x 1-3/8 x 1-3/8" angle, 13-9/16" long	359 to 370	1-2/2
	Bolt, carriage, 5/16 x 1-1/4"		
	Bolt, carriage, 5/16 x 1-1/2"		
	Bolt, carriage, 3/8 x 1-1/2"		
	Bolt, carriage, 3/8 x 1-3/4"		

## SIDES AND ARCH—Con't.

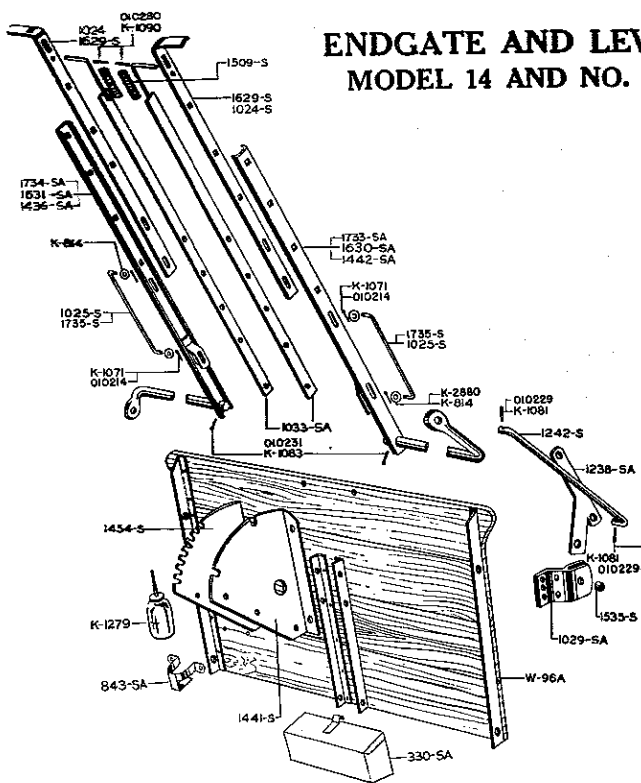
Part No.	Description	Wt. Lbs.
W 78A	Flare board with angle top rail, right, 4-7/16 x 81" long.....	266 to 370 11
W 79A	Flare board with angle top rail, left, 4-7/16 x 81" long.....	266 to 370 11
W 126	Lower side board, left side.....	266 to 370
W 126A	Rivet, truss head, 5/16 x 1-3/16".....	266 to 370 76
W 126 A1	Side, complete, left, Order W 126 A1.....	76
W 127	Center board for left and right side.....	266 to 370
W 128	Rivet, truss head, 5/16 x 1-3/16".....	266 to 370
W 129	Top board for left and right side.....	266 to 370
W 130	Filler piece for rear end of side, left.....	266 to 370
W 130 A	Lower side board, right side.....	266 to 370
W 130 A1	Rivet, truss head, 5/16 x 1-3/16".....	266 to 370 76
W 133	Side, complete, right, Order W 130 A1.....	76
	Side, complete, right.....	266 to 370
	Filler piece for rear end of side, right.....	266 to 370

## BOTTOM MODEL 14 AND NO. 14A



Part No.	Description	Lot No. All Incl.	Wt. Lbs.
1084 SA	Second from front cross angle with end brackets, 1-3/4 x 1-1/4 x 3/16" angle, 36-13/16" long. Order 01436 SRA.....	266 to 370	6
1085 SA	Rivet, W. B. head, 1/4 x 1-3/16" [12 used].....	266 to 370	6
1086 SA	Third from front cross angle with end brackets, 1-3/4 x 1-1/4 x 3/16" angle, 37-3/16" long. Order 01437 SRA.....	266 to 370	6
1087 SA	Rivet, W. B. head, 1/4 x 1-3/16" [12 used].....	266 to 370	6
1087 SA1	Fourth from front cross angle with end brackets, 1-3/4 x 1-1/4 x 3/16" angle, 37-9/16" long.....	266 to 370	6
1396 SA	Rivet, W. B. head, 1/4 x 1-3/16" [12 used].....	266 to 370	6
01435 SRA	Rear cross angle with end brackets, 1-3/4 x 1-3/4 x 3/16" angle, 38-13/16" long.....	266 to 370	6
01436 SRA	Rivet, W. B. head, 1/4 x 1-3/16" [12 used].....	347 to 355	
01437 SRA	Third from front cross angle with end brackets, 1-3/4 x 1-1/4 x 3/16" angle, 37-3/16" long. Order 01435 SRA.....	266 to 370	5-3-4
W 158A	Front cross angle with end brackets.....	266 to 370	107
W 159	Second cross angle with end brackets.....	266 to 370	
W 160	Bottom complete.....	266 to 370	
W 162	Center bottom boards (2 used).....	266 to 370	
W 163	Rivet, W. B. head, 1/4 x 1-3/16" (10 used).....	266 to 370	
W 171	Second from left and second right bottom board (2 used).....	266 to 370	
200643	Rivet, W. B. head, 1/4 x 1-3/16" (10 used).....	266 to 370	
	Right outside bottom board.....	266 to 370	
	Rivet, W. B. head, 1/4 x 1-3/16" (10 used).....	266 to 370	
	Left outside bottom board.....	266 to 370	
	Rivet, W. B. head, 1/4 x 1-3/16" (10 used).....	266 to 370	
	Center feed shaft bearing, 1-7/8 x 2-7/8 x 2-1/4" long. Order 200643.....	266 to 370	1
	Bolt, carriage, 5/16 x 3".....		
	Feed shaft support.....		

## ENDGATE AND LEVERS MODEL 14 AND NO. 14A

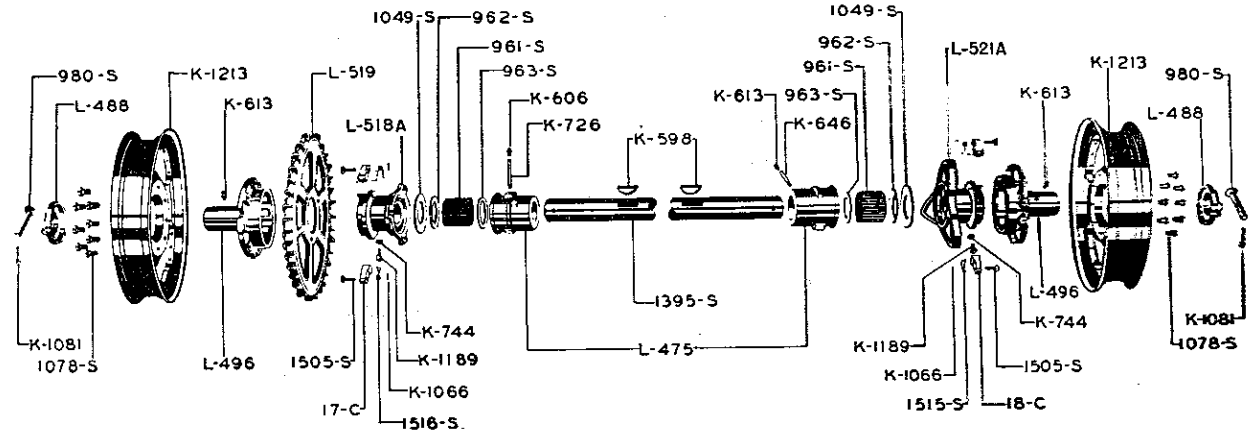


SI4-49B

Part No.	Description	Lot No. All Incl.	Wt. Lbs.
K 814	Washer, 1" O. D., 7/16" I. D., 16 gauge (4 used). Order K 2880.	266 to 370	1 oz.
K 1071	Spring cotter, 1/8" Dia., 3/4" long (4 used). Order 010214.	266 to 370	1 oz.
K 1081	Spring cotter, 3/16" Dia., 1" long (2 used). Order 010229.	266 to 370	1 oz.
K 1083	Spring cotter, 3/16" Dia., 1-1/2" long (2 used). Order 010231.	266 to 370	1 oz.
K 1090	Spring cotter, 1/4" Dia., 3/4" long. (2 used). Order 010280.	266 to 370	1 oz.
K 1279	Oil can.	266 to 309	1
K 2880	Washer, 1" O. D. x 7/16" I. D. x 1/16" thick.		
010214	Cotter pin, 1/8 x 3/4"		
010229	Cotter pin, 3/16 x 1"		
010231	Cotter pin, 3/16" x 1-1/2"		
010280	Cotter pin, 1/4 x 1-3/4"		
330 SA	Tool box.	266 to 325	3-1/2
843 SA	Oil can holder.	266 to 314	1-1/4
1024 S	Feed and drive levers, 1/4 x 1-1/4" flat, 27-1/8" long, (2 used), Order 1629 S.	266 to 329	2-1/2
1025 S	Main lever latch.	266 to 353	1/2
1029 SA	Bracket for drive chain throw out lever.	266 to 370	2
	Bolt, carriage, 5/16 x 1-1/2" (3 used).		
1033 SA	Main lever rod with handle, 1/8 x 7/8" flat, 30-1/8" long.	266 to 370	1
1238 SA	Throwout connecting lever.	266 to 370	3
	Bolt, machine, 1/2 x 1-1/2" with lock washer.		
1242 S	Drive chain throw out link, 9/16" Rd., 17-1/2" long.	266 to 370	1-1/4
1436 SA	Feed rod control shaft with lever base, 1" Rd., 21-1/4" long, Order 1734 SA.	266 to 329	7
1441 S	Drive sector.	266 to 370	4
	Bolt, machine, 3/8 x 7/8" with lock washer (2 used).		
	Bolt, carriage, 3/8 x 1-1/4" (2 used).		
1442 SA	Drive rod control shaft, with lever base, 1" Rd., 25-57/64" long, Order 1733 SA	266 to 329	8
1454 S	Feed sector.	266 to 370	4
	Bolt, machine, 3/8 x 7/8" with lock washer (2 used).		
	Bolt, carriage, 3/8 x 1-1/4" (2 used).		
1509 S	Compression spring, 5/8" O. D., 2-1/2" long, 13 coils. (2 used).	266 to 370	2 oz.
1535 S	Bushing, 11/16" O. D., 3/8" long.	266 to 370	1 oz.
1629 S	Feed and drive levers, 1/4 x 1-1/4" flat, 27-1/8" long, (2 used).	333 to 370	2-1/2
	Bolt, carriage, 3/8 x 7/8", (2 used).		
1630 SA	Drive rod control shaft with lever base, 1" Rd., 25-57/64" long, Order 1733 SA	333 to 353	8
1631 SA	Feed rod control shaft with lever base, 1" Rd., 21-1/4" long, Order 1734 SA.	333 to 353	7
1733 SA	Drive rod control shaft with lever base, 1" Rd., 25-7/8" long.	359 to 370	12
1734 SA	Feed rod control shaft with lever base, 1" Rd., 24-1/4" long.	359 to 370	10
1735 S	Lever latch, 3/8" Rd., 10-3/8" long, drilled.	359 to 370	1/4
W 96A	Endgate complete.	266 to 370	22
	Bolt, carriage, 3/8 x 1-1/4" (2 used).		
	Bolt, machine, 3/8 x 1-1/2" (2 used).		

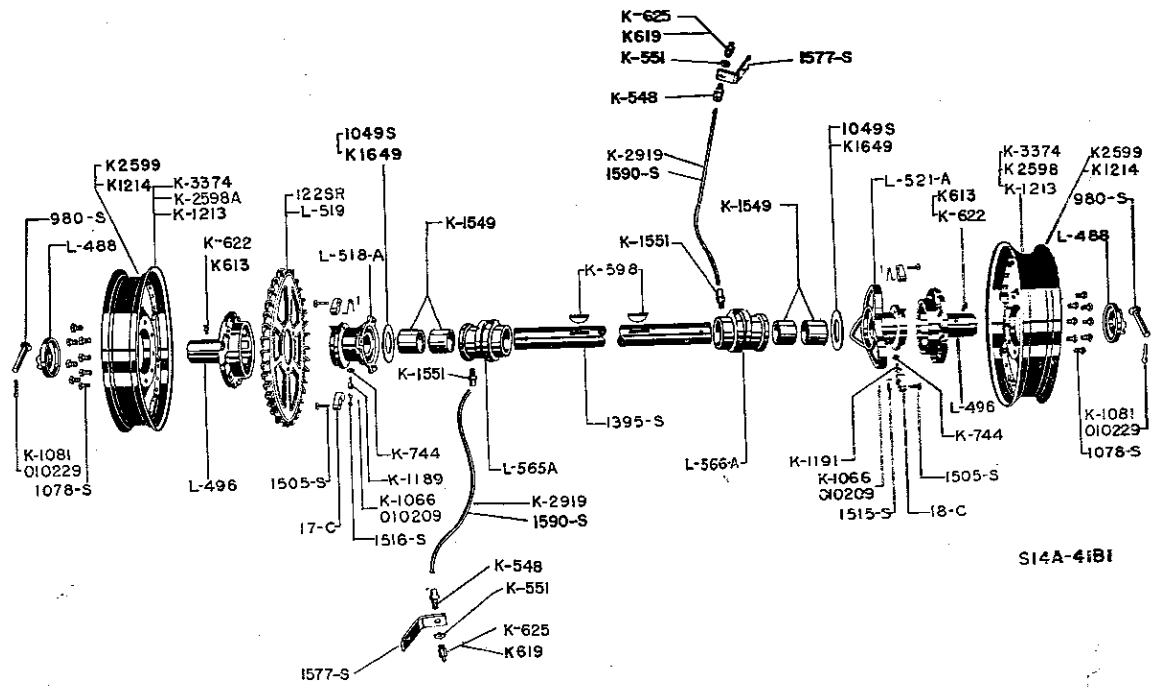
*Order  
Microcrack*

**AXLE AND WHEELS  
MODEL 14 AND NO. 14A**



S14-41B1

**Model 14 Lots 266 to 309**



S14A-41B1

**No. 14A Lots 314 to 370**

## AXLE AND WHEELS—Continued

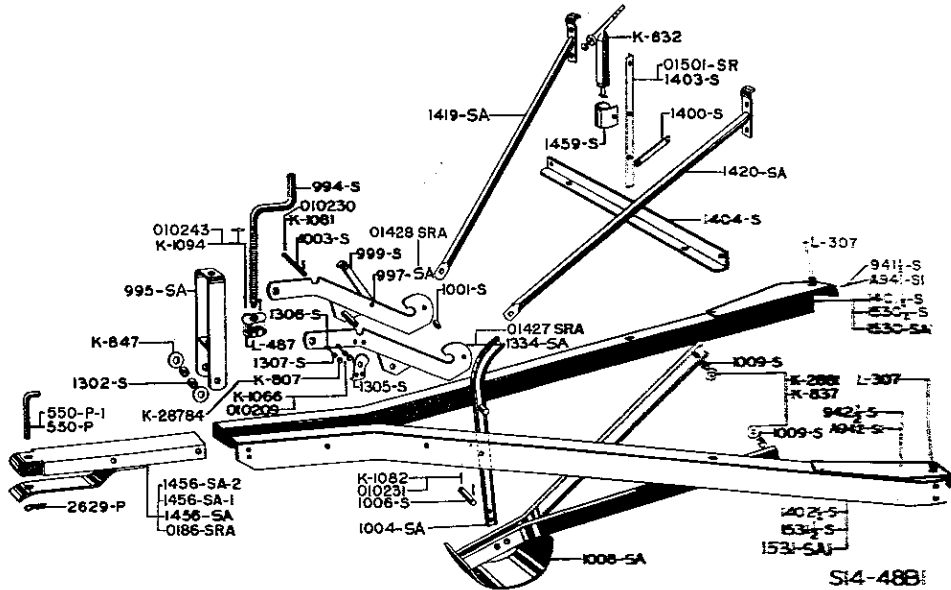
### MODEL 14 AND NO. 14A

Part No.	Description	Lot No. All Incl.	Wt. Lbs.
17 C	Pawl for sprocket hub. (2 used).	266 to 370	1/4
18 C	Pawl for feed cam. (2 used).	266 to 370	1/4
K 548	Oil line fitting (No. 701A) complete with gland and nut (2 used).	314 to 370	2 oz.
K 551	Hexagon nut for oil line fitting (No. 111B), 9/16" O. D., 1/8" I. D., (2 used)	314 to 370	1 oz.
K 598	No. T. Woodruff key, 3/8" thick, 2-5/16" long. (2 used)	266 to 370	2 oz.
K 606	Grease fitting, 1/8" pipe thread, straight, Order K 621.	266 to 309	1 oz.
K 613	Grease fitting, 1/8" pipe thread, 30 degree elbow, (3 used), Order K 622.	266 to 370	1 oz.
K 619	Grease fitting, 1/8" female pipe thread, Order K 625	314 to 370	1 oz.
K 621	Grease fitting, 1/8" pipe thread, straight.	266 to 370	1 oz.
K 622	Grease fitting, 1/8" pipe thread, 30 degree elbow.	266 to 370	1 oz.
K 623	Grease fitting, 1/8" female pipe thread.	266 to 370	1 oz.
K 646	Pipe nipple, 1/4" I. D., 2-1/2" long. (2 used).	266 to 370	2 oz.
K 726	Pipe nipple, 1/4" I. D., 6" long, Order K 650.	266 to 370	1/4
K 744	Lock nut, 1/2". (2 used).	266 to 370	1 oz.
K 1066	Spring cotter, 3/32" Dia., 1/2" long (4 used), Order 010209.	266 to 370	1 oz.
K 1081	Spring cotter, 3/16" Dia., 1" long (2 used), Order 010229.	266 to 370	1 oz.
K 1189	Set screw, 1/2" Dia., 1-1/4" long.	266 to 370	1 oz.
K 1191	Set screw, 1/2" Dia., 1-1/2" long.	314 to 370	1 oz.
K 1213	Disc wheel with flange ring, 20" (2 used), Order K 3374	266 to 370	42
K 1214	Flange ring used with K 1213 disc wheel.	266 to 370	
K 1549	Bronze-steel backed bushing, 2" I. D., 2" long.	314 to 370	1/4
K 1551	Oil line connector fitting, with gland and nut.	314 to 370	1 oz.
K 1561	Special disc wheel, 20" drop center rim.		42
K 1649	Washer, 4-1/4" O. D., 2-1/2" I. D., 7/64" thick.	318 to 370	1 oz.
K 2598A	Disc wheel with flange ring.	343 to 370	42
K 2599	Flange ring used with K 2598A disc wheel.	343 to 370	
K 2919	Axle bearing grease line.		1/2
K 3374	Disc wheel, 20" drop center.		
010209	Cotter pin, 3/32 x 1/2"		
010229	Cotter pin, 3/16 x 1"		
L 475	Bearing housing (2 used), Order L 565A, left or L 566 A right.	266 to 309	8-1/2
L 488	Axle collars. (2 used).	266 to 370	1-1/4
L 496	Wheel hub, 2" bore. (2 used).	266 to 370	34
L 518 A	Sprocket wheel hub with pawls and springs, 2" bore.	266 to 370	18-1/2
L 519	32 tooth sprocket wheel, Order 122 SR.	266 to 370	23-1/2
L 521 A	Bolt, machine, 1/2 x 1-3/4" with lock washer (3 used).		
L 565A	Feed cam with pawls and springs, 2" bore.	266 to 370	22-1/2
L 566A	Axle bearing housing with 2 K 1549 bushings, left.	314 to 370	8
961 S	Axle bearing housing with 2 K 1549 bushings, right.	314 to 370	8
961-1/2 S	Roller for bearing, (20 required), 3/8", (.368) Dia., 4-3/8" long.	266 to 309	1 oz.
962 S	Roller bearing, complete, Order 20 961 S, 1 962 S and 1 963 S.	266 to 309	2
963 S	Bearing plug, 3" O. D., 2-1/16" I. D., 10 gauge. (2 used).	266 to 309	2 oz.
980 S	Thrust washer, 2-47/64" O. D., 2-1/8" I. D., 3/32" thick. (2 used).	266 to 309	1 oz.
1049 S	Axle pin, 1/2" Dia., 3-1/4" long, oval head. (2 used).	266 to 370	1/4
1078 S	Washer, 4-1/4" O. D., 2-1/4" I. D., 13 gauge (2 used).	266 to 314	2 oz.
1303 S	Hub bolt, 9/16" Dia., 1-1/2" long. (16 used).	266 to 370	2 oz.
1395 S	Socket wrench.	266 to 370	1/4
1395-1/2 S	Axle, 2" Rd., 70-5/8" long.	266 to 370	63
1395 SA	Axle complete with 2 L 475 and bearings, 1 L518A and 1 L 521A Order 1395 SA.	266 to 309	104
1505 S	Axle complete with 1 L 518A, 1 L 521A, 1 L 565A and 1 L 566A.	314 to 370	104
1515 S	Pin for pawls, 1/4" Dia., 1-7/8" long, W. B. head. (4 used).	266 to 370	1 oz.
1516 S	Torsion spring for feed cam. (2 used).	266 to 370	1 oz.
1577 S	Torsion spring for sprocket wheel hub. (2 used).	266 to 370	1 oz.
★ 1578 S	Lubrication bracket, 3/16 x 1-1/4" flat, 3-3/8" long.	314 to 370	1/4
1590 S	Handle for socket wrench, 1/2" Dia., 10" long.	266 to 370	1/2
1590 SA	Axle bearing oil line, 3/16" O. D. 13-5/8" long.	314 to 370	1/4
122 SR	Axle bearing oil line assembly with K 548, K 551, K 619 and K 1551. Order K 2919.	314 to 370	1/2
	32 tooth sprocket, main drive.		
	Machine bolt, 1/2 x 1-3/4" (3 used)		

★ Not available.

# HITCH

## MODEL 14 AND NO. 14A



Part No.	Description	Lot No. All Incl.	Wt. Lbs.
★ K 632	Grease gun.....	266 to 309	1-3/4
K 807	Washer, 3/4" O. D., 5/16" I. D., 18 gauge (2 used). Order K 2878.....	266 to 370	1 oz.
K 837	Washer, 1-3/8" O. D., 9/16" I. D., 16 gauge (2 used). Order K 2881.....	266 to 370	1 oz.
K 847	Washer, 1-1/2" O. D., 21/32" I. D., 13 gauge. (2 used).....	266 to 370	1 oz.
K 1066	Spring cotter, 3/32" Dia., 1/2" long (2 used). Order 010209.....	266 to 370	1 oz.
K 1081	Spring cotter, 3/16" Dia., 1" long (2 used). Order 010230.....	266 to 370	1 oz.
K 1082	Spring cotter, 3/16" Dia., 1-1/4" long (2 used). Order 010231.....	266 to 370	1 oz.
K 1094	Spring cotter, 1/4" Dia., 1-1/2" long (3 used). Order 010243.....	266 to 370	1 oz.
K 2878	Washer, 3/4" O. D. x 5/16" I. D. x 3/64" thick.....		
K 2881	Washer, 1-3/8" O. D. x 9/16" I. D. x 1/16" thick.....		
010209	Cotter pin, 3/32 x 1/2".....		
010230	Cotter pin, 3/16 x 1".....		
010231	Cotter pin, 3/16 x 1-1/4".....		
010243	Cotter pin, 1/4 x 1-1/2".....		
L 307	Conveyer slide guide with rivet. (2 used).....	266 to 309	1/4
L 487	Rivet, wagon box head, 5/16 x 1-3/4".....		
550 P	Nut for adjusting crank.....	266 to 370	1
550 P1	Pin for hitch connection, 3/4" Rd., 6-5/8" long. Order 550 P1.....	266 to 370	3/4
2629 P	Hitch pin, 3/4" Rd., 7-1/8" long.....		
941-1/2 S	Spring clip.....	266 to 370	2 oz.
	Conveyer chain slide with guide, right, 1/8 x 4-1/2" flat, 17" long.....	266 to 309	2-3/4
	Rivet, counter sunk head, 5/16 x 5/8".....		
	Rivet, wagon box head, 5/16 x 1-3/4".....		
A941 S1	Conveyer chain slide with guide, right, 1/8 x 4-1/2" flat, 17" long.....	314 to 370	2-3/4
942-1/2 S	Conveyer chain slide with guide, left, 1/8 x 4-1/2" flat, 17" long.....	266 to 309	2-3/4
	Rivet, counter sunk head, 5/16 x 5/8".....		
	Rivet, wagon box head, 5/16 x 1-3/4".....		
A942 S1	Conveyer chain slide with guide, left, 1/8 x 4-1/2" flat, 17" long.....	314 to 370	2-3/4
994 S	Adjusting crank, 7/8" Rd., 19-3/16" long.....	266 to 370	3-1/4
995 SA	Guide for adjusting crank, 5/16 x 2" flat, 26-1/4" long.....	266 to 370	5-1/4
	Bolt, machine, 5/8 x 5-1/4" with lock washer.....		
997 SA	Adjusting arm, right. Order 01428 SRA.....	266 to 370	4-1/2
999 S	Lock on adjusting arm, 3/16 x 1" flat, 10-1/2" long.....	266 to 370	1/2
	Rivet, wagon box head, 1/4 x 5/8".....		
1001 S	Spacer, 3/8" I. D., 7/8" long.....	266 to 370	1 oz.
	Bolt, machine, 3/8 x 2" with lock washer.....		
1003 S	Rod for adjusting arms, 1/2" Rd., 8-1/4" long.....	266 to 370	1/2
1004 SA	Sliding arm, 1-1/2 x 21/32" "I" bar, 21-1/4" long.....	266 to 370	2-1/2
1006 S	Pin in shoe assembly, 3/4" Rd., 2-11/16" long.....	266 to 370	1/4
1008 SA	Shoe with brace bars.....	266 to 370	14-1/2
	Bolt, machine, 1/2 x 1-1/2" with lock washer (2 used).....		
1009 S	Bushing, 3/4" O. D., 5/8" long. (2 used).....	266 to 370	2 oz.

★ Not available.

## HITCH—Continued

### MODEL 14 AND NO. 14A

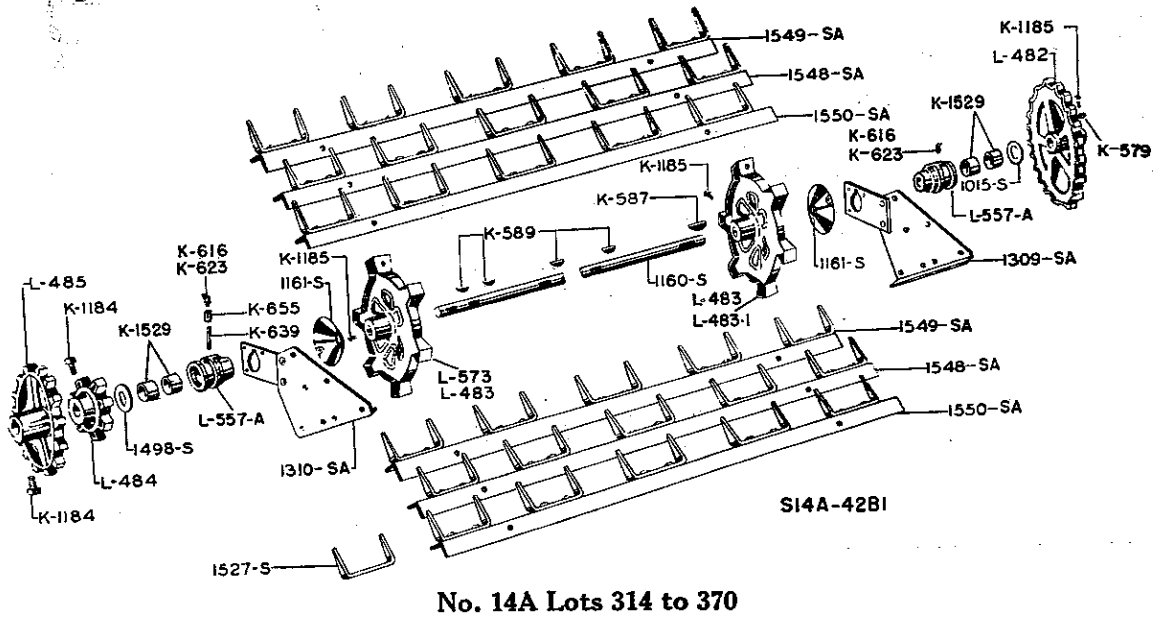
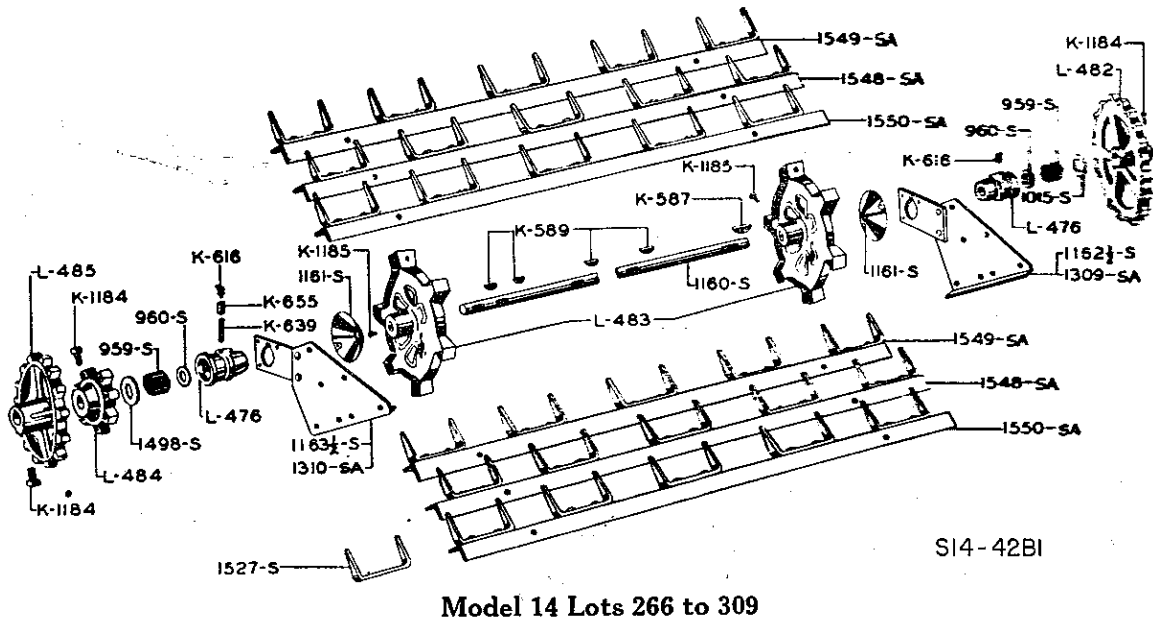
Part No.	Description	Lot No. All incl.	Wt. Lbs.
1244 S	Clamp for drive lever rod. (Not illustrated).	318 only	3/4
1302 S	Bushing, 7/8" O. D., 3/8" long. (2 used).	266 to 370	1 oz.
1305 S	Latch for sliding arm.	266 to 370	1/4
1306 S	Pin for sliding arm latch, 1/4" Dia., 1-1/4" long. (2 used).	266 to 370	1 oz.
1307 S	Compression spring, 1/2" O. D., 15/16" long, 5 coils. (2 used).	266 to 370	1 oz.
1334 SA	Adjusting arm, left. Order 01427 SRA.	266 to 370	4-1/2
1400 S	Horizontal endgate brace, 3/16 x 1" flat, 7-7/16" long.	266 to 370	1-1/4
1401-1/2 S	Bolt, machine, 5/16 x 3/4" with lock washer. Hitch iron with conveyor slide, right, 70-3/8" long. Order 1530-SA1 and 1531-SA1.	266 to 267	22
1402-1/2 S	Hitch iron with conveyor slide, left, 70-3/8" long. Order 1530-SA1 and 1531-SA1.	266 to 267	22
1403 S	Vertical endgate brace, 1-1/4 x 1-1/4 x 5/32" angle, 20-5/16" long. Order 01501 SA.	266 to 370	2-1/4
1404 S	Bolt, machine, 3/8 x 1" with lock washer (3 used). Front cross sill, 2-1/2 x 1-1/2 x 3/16" angle, 38" long.	266 to 370	7-3/4
1419 SA	Bolt, machine, 1/2 x 1" with lock washer (2 used). Hitch brace, right.	266 to 370	3-3/4
1420 SA	Bolt, machine, 3/8 x 1" with lock washer (2 used). Bolt, machine, 1/2 x 1" with lock washer. Hitch brace, left.	266 to 370	3-3/4
1438 S	Bolt, machine, 1/2 x 1" with lock washer. Clamp for feed lever rod. (Not illustrated).	318 only	3/4
1456 SA	Hitch channel complete. Order 0186 SRA-1. Bolt, machine, 1/2 x 4-1/4" with lock washer.	266 to 370	9
1456 SA1	Bolt, machine, 5/8 x 5-1/4" with lock washer. Hitch channel complete. Order 0186 SRA-1.	362 to 370	9
1456 SA2	Hitch channel complete. Order 0186 SRA1. Bolt, machine, 1/2 x 4-1/4" with lock washer.	370 only	
★ 1459 S	Bolt, machine, 5/8 x 5-1/4" with lock washer. Grease gun holder.	266 to 309	1/4
1530-1/2 S	Bolt, machine, 3/8 x 1" with lock washer. Hitch iron with conveyor slide, right, 70-3/8" long. Order 1530 SA1.	266 to 309	20
1530 SA1	Hitch iron with conveyor slide, right, 70-3/8" long. Bolt, machine, 7/16 x 1" with lock washer (2 used).	314 to 370	20
1531-1/2 S	Bolt, machine, 1/2 x 1" with lock washer (3 used). Hitch iron with conveyor slide, left, 70-3/8" long. Order 1531 SA1.	266 to 309	20
0186 SRA1	Hitch tube assembly.		
1531 SA1	Hitch iron with conveyor slide, left, 70-3/8" long. Bolt, machine, 7/16 x 1" with lock washer (2 used).	314 to 370	20
01427 SRA	Bolt, machine, 1/2 x 1" with lock washer (3 used).		
01428 SRA	Adjusting arm, left.		
01501 SR	Adjusting arm, right. Vertical endgate brace, right and left.		

★ Not available.



# MAIN CYLINDER

## MODEL 14 AND NO. 14A

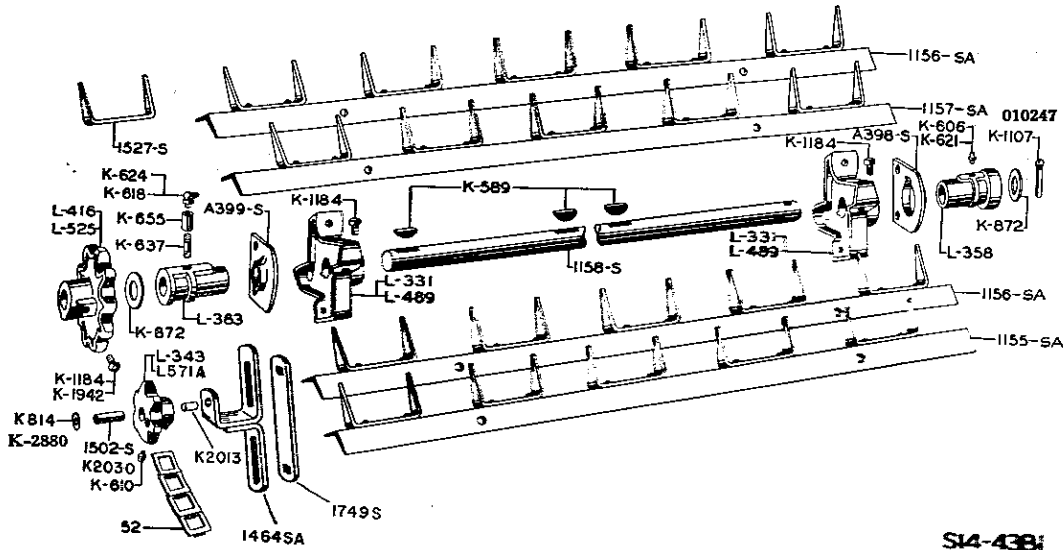


## MAIN CYLINDER—Continued

### MODEL 14 AND NO. 14A

Part No..	Description	Lot No. All Incl.	Wt. Lbs.
K 579	Jam nut, 1/2"	266 to 370	
K 587	No. 26 Woodruff key, 3/16" thick, 1-3/4" long.	266 to 370	1 oz.
K 589	No. 13 Woodruff key, 3/16" thick, 1" long (4 used)	266 to 370	1 oz.
K 616	Grease fitting, 1/8" pipe thread, 67-1/2 degree elbow, (2 used), Order K 623.	266 to 370	1 oz.
K 623	Grease fitting, 1/8" pipe thread, 67-1/2 degree elbow, (2 used)	266 to 370	1 oz.
K 639	Pipe nipple, 1/8" I. D., 2" long.	266 to 370	1 oz.
K 655	Pipe coupling, 1/8"	266 to 370	1 oz.
K 860	Washer, 1-9/16 O. D., 1-1/32 I. D., 1/16" thick (not illustrated).		1 oz.
K 1184	Set screw, 1/2" Dia., 1" long. (3 used)	266 to 370	1 oz.
K 1185	Set screw, 1/2" Dia., 1" long. (2 used)	266 to 370	1 oz.
K 1529	Bronze-steel backed bushing, 1-1/16" I. D., 1-1/4" long (4 used)		
L 476	Bearing housing (2 used). Order L 557A.	266 to 309	2
L 482	20 tooth sprocket, to drive distributor, 1-1/16" bore.	266 to 370	7-3/4
L 483	Cylinder head, 1-1/16" bore. Order L 483-1	266 to 362	11-1/4
L 483-1	Cylinder head, 1-1/16" bore, right	370 only	11-1/4
L 484	7 tooth drive sprocket, 1-1/16" bore.	266 to 370	3-1/4
L 485	15 tooth sprocket to drive upper cylinder, 1-1/16" bore.	266 to 370	5
L 557A	Cylinder bearing assembly with 2 K 1529 bushings (2 used).	314 to 370	1-1/2
L 573	Main cylinder head, left, 1-1/16" bore. Order L 483-1.	370 only	11-1/4
959 S	Roller for bearing, (16 required), 1/4" Dia., 2-17/32" long.	266 to 309	1 oz.
959-1/4 S	Roller bearing complete, left. Order 16 959 S, 1 960 S and 1 1498 S	266 to 309	1
959-1/2 S	Roller bearing complete, right. Order 16 959 S, 1 960 S and 1 1015 S.	266 to 309	1
960 S	Bearing end washer, 1-9/16" O. D., 1-3/32" I. D., 16 gauge. Order K 860	266 to 370	1 oz.
1015 S	Bearing closure washer, 2" O. D., 1-3/32" I. D., 18 gauge.	266 to 370	1 oz.
1160 S	Shaft, 1-1/16" Rd., 49-3/4" long.	266 to 370	12-1/2
1160-3/4 S	Shaft complete with 2 L 476 and bearings, 1 L 482, 2 L 483, 1 L 484, 1 L 485, 2 1161 S, 1 1309 SA and 1 1310 SA. Order A1160 S.	266 to 370	65
A1160 S	Shaft complete with 1 L 482, 2 L 483, 1 L 484, 1 L 485, 2 L 557A, 2 1161 S, 1 1309 SA and 1 1310 SA.	314 to 370	65
1161 S	Anti-wrap shields, 6" Dia.	266 to 370	3/4
1309 SA	Bolt, carriage, 1/4 x 1-1/2" (2 used).		
	Bearing plate complete, right.	266 to 370	7-1/2
	Bolt, machine, 3/8 x 7/8" with lock washer.		
	Bolt, carriage, 3/8 x 1-1/4" (3 used).		
	Bolt, carriage, 3/8 x 1-1/2" (2 used).		
1310 SA	Bearing plate complete, left.	266 to 370	7-1/2
	Bolt, machine, 3/8 x 7/8" with lock washer.		
	Bolt, carriage, 3/8 x 1-1/4" (2 used).		
	Bolt, carriage, 3/8 x 1-1/2" (2 used).		
	Bolt, carriage, 3/8 x 1-3/4"		
1498 S	Bearing closure washer, 2" O. D., 1-3/32" I. D., 1/8" thick.	266 to 370	2 oz.
1527 S	Cylinder bar tooth with rivets. (30 used).	266 to 370	1/2
	Rivet, oval head, 5/16 x 3/4" (2 used).		
1548 SA	Cylinder bar with teeth, 1-3/8 x 1-3/8 x 5/32" angle, 36-3/8" long (2 used)	266 to 370	6-3/4
	Bolt, machine, 3/8 x 1" with lock washer (2 used).		
1549 SA	Cylinder bar with teeth, 1-3/8 x 1-3/8 x 5/32" angle, 36-3/8" long (2 used)	266 to 370	6-3/4
	Bolt, machine, 3/8 x 1" with lock washer (2 used).		
1550 SA	Cylinder bar with teeth, 1-3/8 x 1-3/8 x 5/32" angle, 36-3/8" long (2 used)	266 to 370	6-3/4
	Bolt, machine, 3/8 x 1" with lock washer (2 used).		

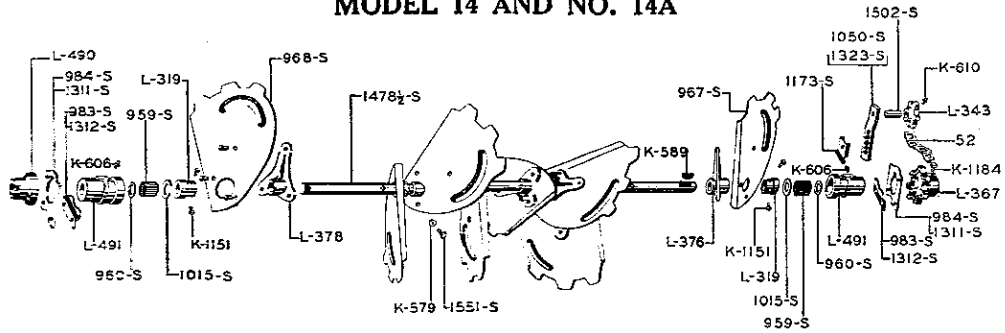
## UPPER CYLINDER MODEL 14 AND NO. 14A



**S14-438**

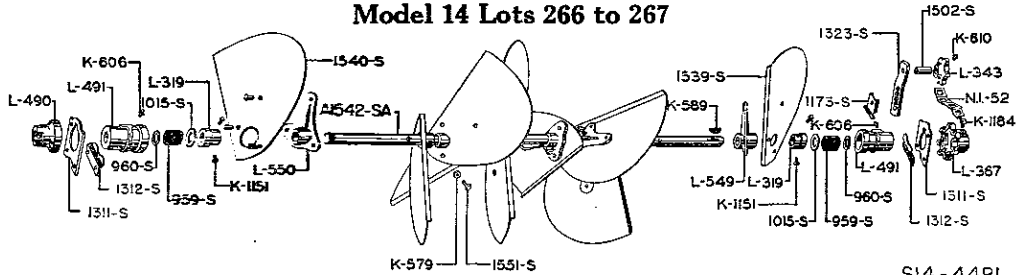
Part No.	Description	Lot No. All Incl	Wt. Lbs.
52	Steel chain link, (complete chain 41 links).....	266 to 370	2 oz.
K 589	No. 13 Woodruff key, 3/16" thick, 1" long. (3 used).....	266 to 370	1 oz.
K 606	Grease fitting, 1/8" pipe thread, straight, Order K 621.....	266 to 370	1 oz.
K 610	Grease fitting, 5/16" drive type.....	266 to 370	1 oz.
K 618	Grease fitting, 1/8" pipe thread, 90 degree elbow, Order K 624.....	266 to 370	1 oz.
K 621	Grease fitting, 1/8" pipe thread, straight.....	266 to 370	1 oz.
K 624	Grease fitting, 1/8" pipe thread, 90 degree elbow.....	266 to 370	1 oz.
K 637	Pipe nipple, 1/8" I. D., 1-1/4" long.....	266 to 370	1 oz.
K 655	Pipe coupling, 1/8".....	266 to 370	1 oz.
K 814	Washer, 1" O. D., 7/16" I. D., 1/16" thick. Order K 2880.....	343 to 370	1 oz.
K 872	Washer, 1-3/4" O. D., 1-1/32" I. D., 16 gauge (2 used).....	266 to 370	1 oz.
K 1107	Spring cotter, 5/16" Dia., 1-1/4" long. Order 010247.....	266 to 370	1 oz.
K 1184	Set screw, 1/2" Dia., 3/4" long (3 used).....	266 to 333	1 oz.
K 1942	Set screw, 1/2" Dia., 7/8" long, cup point, (3 used).....	339 to —	1 oz.
K 2013	Fiber bearing, 23/32" O. D., 1-7/16" long, for L 571 A sprocket.....	343 to 370	1 oz.
K 2030	Bushing, 9/16" O. D., 1-9/16" long, for L571 A sprocket.....	343 to 370	1 oz.
K 2880	Washer, 1" O. D., 7/16" I. D., 1/16" thick.....		
010247	Cotter pin, 5/16" x 1-1/4".....		
L 331	3 bar cylinder head 1" bore. (2 used).....	266 to 267	3-1/4
L 343	6 tooth tightener sprocket AL 571 A will replace.....	266 to 339	1
AL 343	6 tooth tightener sprocket with bolt and bushing, Order AL 571 A.....	266 to 339	1-1/4
L 358	Bearing, right, 1" bore.....	266 to 370	1-1/4
L 363	Bearing, left, 1" bore.....	266 to 370	1-1/4
L 416	8 tooth sprocket, 1" bore.....	266 to 267	2-1/4
L 489	4 bar cylinder head, 1" bore. (2 used).....	292 to 370	3-1/2
L 525	10 tooth sprocket, 1" bore.....	292 to 370	5
L 571 A	6 tooth tightener sprocket.....	343 to 370	1
AL 571 A	6 tooth tightener sprocket with bolt and bushing, (Not Illustrated).....	343 to 370	1-1/4
A398 S	Bearing plate, right, 3/16 x 4" flat, 4" long.....	266 to 370	1
	Bolt, carriage, 3/8 x 7/8" with lock washer (2 used).....		
A399 S	Bearing plate, left, 3/16 x 4" flat, 4" long.....	266 to 370	1
	Bolt, carriage, 3/8 x 7/8" with lock washer (2 used).....		
1155 SA	Cylinder bar with teeth, 1-1/4 x 1-1/4 x 5/32" angle, 42" long.....	266 to 370	7
	Bolt, machine, 3/8 x 1" with lock washer (2 used).....		
1156 SA	Cylinder bar with teeth, 1-1/4 x 1-1/4 x 5/32" angle, 42" long (2 used).....	266 to 370	7
	Bolt, machine, 3/8 x 1" with lock washer (2 used).....		
1157 SA	Cylinder bar with teeth, 1-1/4 x 1-1/4 x 5/32" angle, 42" long.....	266 to 370	7
	Bolt, machine, 3/8 x 1" with lock washer (2 used).....		
1158 S	Shaft, 1" Rd., 49-7/8" long.....	266 to 370	11-1/4
1158-1/2 S	Shaft complete with 2 L 331, 1 L 358, 1 L 363, 1 L 416, 1 A398 S and 1 A399 S.....	266 to 267	23
A1158 S	Shaft complete with 1 L 358, 1 L 363, 2 L 489, 1 L 525, 1 A398 S and 1 A399 S.....	292 to 370	23-1/2
	Bolt, carriage, 3/8 x 1-1/2" (2 used).....		
1464 SA	Chain tightener bracket.....	266 to 370	3-1/4
AA1464 SA	Chain tightener complete with sprocket, Order AA 1464 SA1.....	266 to 339	2
AA1464 SA1	Chain tightener complete with L 571 A sprocket.....	343 to 370	2
1502 S	Bushing, 19/32" O. D., 1-9/16" long.....	266 to 370	2 oz.
1527 S	Cylinder bar tooth with rivets. (20 used).....	266 to 370	1/2
	Rivet, oval head, 5/16 x 3/4" (2 used).....		
1749 S	Idler reinforcement strap, 5/64 x 1" flat, 6-1/8" long.....	359 to 370	1/4

# DISTRIBUTER MODEL 14 AND NO. 14A



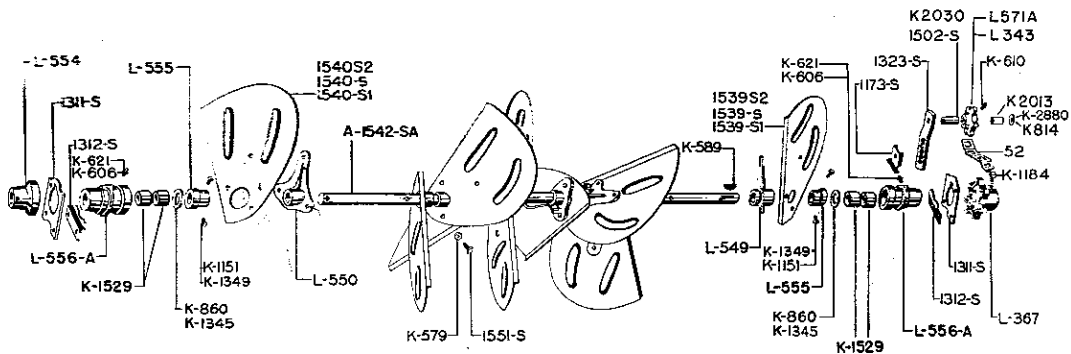
SI4-53B

## Model 14 Lots 266 to 267



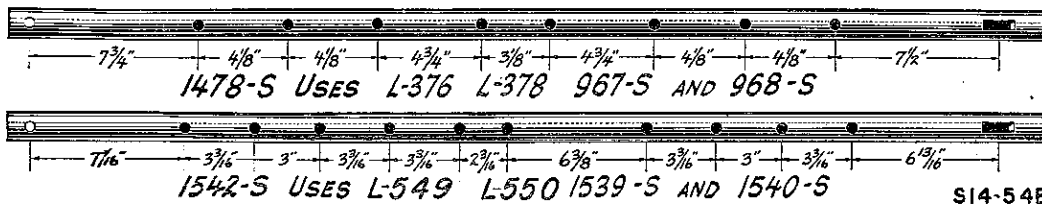
SI4-44BI

## Model 14 Lots 292 to 309

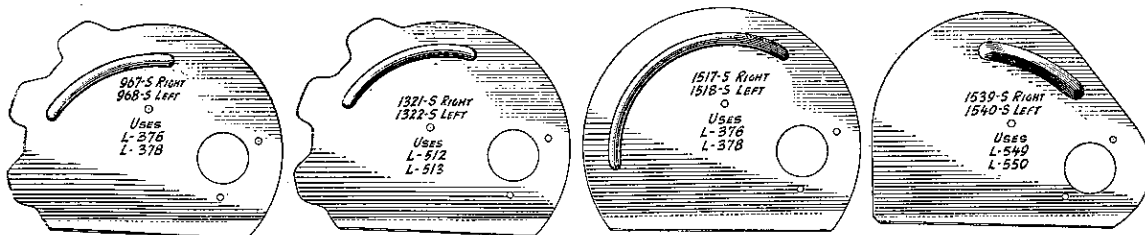


SI4-44B2

## No. 14A Lots 314 to 370



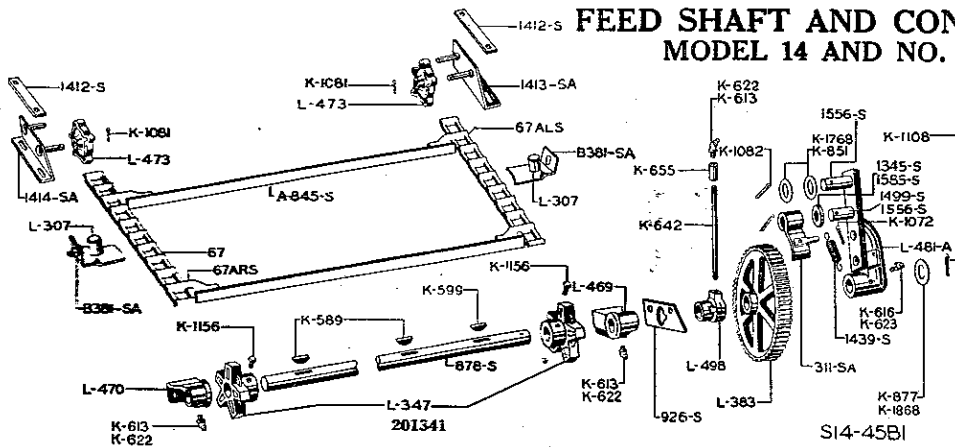
SI4-54B



## DISTRIBUTER Continued MODEL 14 AND NO. 14A

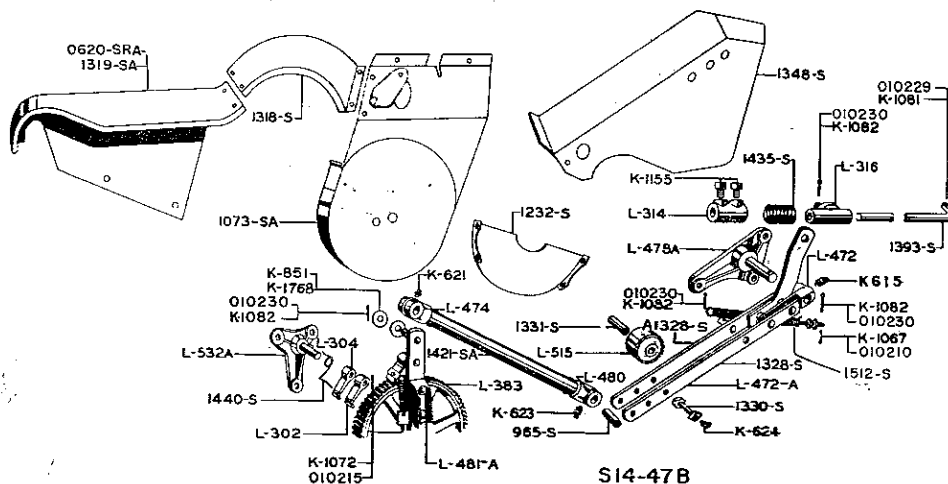
Part No.	Description	Lot No. All Incl.	Wt. Lbs.
52	Steel chain link (complete chain 44 links).....	266 to 370	2 oz.
K 379	Lock nut, 1/2" (8 or 10 used).....	266 to 370	1 oz.
K 589	No. 13 Woodruff key, 3/16" thick, 1" long.....	266 to 370	1 oz.
K 606	Grease fitting, 1/8" pipe thread, (2 used), Order K 621.....	266 to 370	1 oz.
K 610	Grease fitting, 5/16" drive type.....	266 to 370	1 oz.
K 621	Grease fitting, 1/8" pipe thread, straight, (2 used).....	266 to 370	1 oz.
K 814	Washer, 1" O. D., 7/16" I. D., 1/16" thick, Order K 2880.....	266 to 370	
K 860	Washer, 1-9/16" O. D., 1-3/32" I. D., 1/16" thick.....	325 to 370	1 oz.
K 1151	Set screw, 5/16" Dia., 5/16" long. (4 used).....	266 to 370	1 oz.
K 1184	Set screw, 1/2" Dia., 3/4" long.....	266 to 370	1 oz.
K 1345	Washer, 1-11/16" O. D., 1-3/32" I. D., 1/16" thick (2 used).....	314 to 318	1 oz.
K 1349	Set screw, 5/16 x 3/8" cup point, low head.....	314 to 370	3 oz.
K 1529	Bronze-steel backed bushing, 1-1/16" I. D., 1-1/4" long (4 used).....	314 to 370	3 oz.
K 2013	Fiber bearing, 23/32" O. D., 1-7/16" long. (Not illustrated).....	343 to 370	1 oz.
K 2030	Bushing, 9/16" O. D., 1-9/16" long. (Not illustrated).....	343 to 370	1 oz.
K 2880	Washer, 1" O. D., 7/16" I. D., 1/16" thick.....		
L 319	Spacer collar, 1-1/16" bore. (2 used).....	266 to 309	3/4
L 343	6 tooth tightener sprocket AL571 A will replace.....	266 to 339	1
	Bolt, machine, 3/8 x 2-1/2" with lock washer.....		
AL 343	6 tooth tightener sprocket with bolt and bushing, Order AL 571 A.....	266 to 339	1-1/4
L 367	7 tooth sprocket, 1-1/16" bore.....	266 to 370	2-1/4
L 376	Paddle casting, right. (4 used).....	266 to 267	2-1/4
L 378	Paddle casting, left. (4 used).....	266 to 267	2-1/4
L 490	End collar.....	266 to 309	3/4
	Bolt, machine, 5/16 x 1-5/8" w th lock washer.....		
L 491	Bearing housing (2 used). Order (1) L 556 A, (1) L554 and (1) L 555.....	266 to 309	2
L 549	Paddle casting, right. (5 used).....	266 to 370	2-1/4
L 550	Paddle casting, left. (5 used).....	266 to 370	2-1/4
L 554	End collar.....	314 to 370	1/2
	Rivet, button head, 5/16 x 1-3/4".....		
L 555	Spacer collar (2 used).....	314 to 370	1/2
L 556A	Distributor bearing assembly with 2 K 1529 bushings.....	314 to 370	2-3/4
L 571 A	6 tooth tightener sprocket.....	343 to 370	1
AL 571 A	6 tooth tightener sprocket with bolt and bushing.....	343 to 370	1-1/4
959 S	Roller for bearing, (16 required), 1/4" Dia., 2-17/32" long.....	266 to 309	1 oz.
959-1/2 S	Roller bearing complete, consisting of 16 959 S, 1 960 S and 1 1015 S.....	266 to 309	1
960 S	Bearing end washer, 1-9/16" O. D., 1-3/32" I. D., 16 gauge (2 used). Order K860.....	266 to 309	1 oz.
967 S	Paddle, right. (4 used).....	266 to 267	2-3/4
	Rivet, truss head, 5/16 x 3/4" (3 used).....		
968 S	Paddle, left. (4 used).....	266 to 267	2-3/4
	Rivet, truss head, 5/16 x 3/4" (3 used). Order K 860.....		
1015 S	Bearing closure washer, 2" O. D., 1-3/32" I. D., 18 gauge. (2 used).....	266 to 309	1 oz.
1173 S	Lock for chain tightener arm.....	266 to 370	2 oz.
	Bolt, machine, 3/8 x 1-1/4" with lock washer.....		
1311 S	Bearing plate, 3/16 x 4" flat, 3-1/2" long. (2 used).....	266 to 370	1
	Bolt, machine, 5/16 x 3/4" with lock washer.....		
	Bolt, machine, 3/8 x 1" with lock washer (2 used).....		
1312 S	Keeper for bearing, 1/8 x 1-3/4" flat, 4" long (2 used).....	266 to 370	1/4
1323 S	Chain tightener arm, 5/16 x 1-1/4" flat, 6" long.....	266 to 370	3/4
	Bolt, machine, 3/8 x 1-1/4" with lock washer.....		
A 1323 S	Chain tightener complete with sprocket, bolt and bushing, Order AA 1323 S.....	266 to 339	2-1/4
AA 1323 S	Chain tightener complete with L 571 A sprocket, bolt and bushing, (Not illustrated).....	343 to 370	2-1/4
1478-1/2 S	Shaft with sprocket, 1-1/16" Rd., 46-1/2" long.....	266 to 267	14
1478-1/2 SA	Distributor complete. Order AA1542-SA2.....	266 to 267	65
1502 S	Bushing, 19/32" O. D., 1-9/16" long.....	266 to 370	2 oz.
1539 S	Paddle, right. (5 used), Order 1539 S2.....	292 to 318	3-1/2
	Rivet, truss head, 5/16 x 3/4" (3 used).....		
1539 S1	Paddle, right, (5 used), Order 1539 S2.....	325 to 348	3-1/2
1539 S2	Paddle, right [5 used].....	353 to 370	3-1/2
1539 SA1	Paddle and casting, assembly, right. [Order 1539 SA2].....	325 to 348	6
1539 SA2	Paddle and casting assembly, right.....	353 to 370	6
1540 S	Paddle, left. (5 used), Order 1540 S2.....	292 to 318	3-1/2
	Rivet, truss head, 5/16 x 3/4" (3 used).....		
1540 S1	Paddle, left, (5 used), Order 1540 S2.....	325 to 348	3-1/2
1540 S2	Paddle, left [5 used].....	353 to 370	3-1/2
1540 SA1	Paddle and casting assembly, left. [Order 1540 SA2].....	325 to 348	6
1540 SA2	Paddle and casting assembly, left.....	353 to 370	6
A1542 SA	Shaft with sprocket, 1-1/16" Rd., 46-11/32" long.....	266 to 370	14
1542-1/2 SA	Distributor complete. Order AA1542 SA2.....	266 to 309	70
AA1542 SA	Distributor complete. Order AA1542 SA2.....	314 to 348	70
AA 1542 SA2	Distributor, complete.....	353 to 370	70
1551 S	Set screw, 1/2" Dia., 1-5/16" long. (8 or 10 used).....	266 to 370	1 oz.

## FEED SHAFT AND CONVEYOR MODEL 14 AND NO. 14A



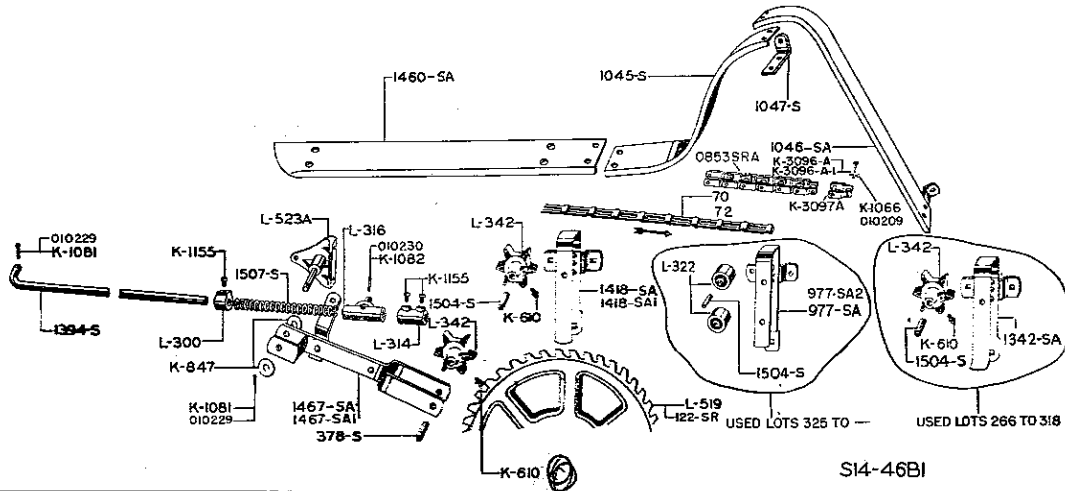
Part No.	Description	Lot No. All incl.	Wt. Lbs.
67	Plain steel chain link. (144 used)	266 to 370	2 oz.
67 ARS	Steel attachment link, left (12 used)	266 to 370	3 oz.
67 ALS	Steel attachment link, right. (12 used)	266 to 370	3 oz.
K 589	No. 13 Woodruff key, 3/16" thick, 1" long. (2 used)	266 to 370	1 oz.
K 599	No. 14 Woodruff key, 7/32" thick, 1" long.	266 to 370	1 oz.
K 613	Grease fitting, 1/8" pipe thread, 30 degree elbow, (2 used), Order K 622.	266 to 370	1 oz.
K 622	Grease fitting, 1/8" pipe thread, 67-1/2 degree elbow, Order K 623.	266 to 370	1 oz.
K 623	Grease fitting, 1/8" pipe thread, 30 degree elbow, (2 used)	266 to 370	1 oz.
K 642	Pipe nipple, 1/8" I. D., 7" long.	266 to 370	2 oz.
K 655	Pipe coupling, 1/8"	266 to 370	1 oz.
K 851	Washer, 1-1/2" O. D., 15/16" I. D., 16 gauge. (2 used), Order K-1768.	266 to 370	1 oz.
K 877	Washer, 1-3/4" O. D., 1-1/8" I. D., 16 gauge, Order K 1868.	266 to 333	1 oz.
K 1072	Spring cotter, 1/8" Dia., 1" long. Order 010215.	266 to 370	1 oz.
K 1081	Spring cotter, 3/16" Dia., 1" long (2 used). Order 010229.	266 to 370	1 oz.
K 1082	Spring cotter, 3/16" Dia., 1-1/4" long (2 used). Order 010230.	266 to 370	1 oz.
K 1108	Spring cotter, 5/16" Dia., 1-1/4" long. Order 010256.	266 to 370	1 oz.
K 1156	Set screw, 3/8" Dia., 5/8" long, low head. (2 used)	266 to 370	1 oz.
K 1768	Washer, 1-1/2" O. D., 29/32" I. D., 16 gauge, (2 used)	336 to 370	1 oz.
K 1868	Washer, 1-3/4" O. D., 1-3/32" I. D., 16 gauge.	336 to 370	1 oz.
010215	Cotter pin, 1/8" x 1"		
010229	Cotter pin, 3/16" x 1"		
010230	Cotter pin, 3/16" x 1-1/4"		
010256	Cotter pin, 5/16" x 1-1/4"		
201341	5-tooth feed sprocket, 1-1/16" bore.		2-1/4
L 307	Conveyor guide with rivet. (2 used)	266 to 370	1/4
L 347	Rivet, wagon box head, 5/16 x 1-1/4"		
L 383	5 tooth feed sprocket, 1-1/16" bore. (2 used). Order 201341.	266 to 370	2
L 469	Ratchet wheel, 1-1/16" bore. (2 used).	266 to 370	12-1/4
L 470	Feed bearing, right, 1-1/16" bore.	266 to 370	2
L 473	Bolt, machine, 3/8 x 1-1/4" with lock washer (2 used).		
L 481 A	Feed bearing, left, 1-1/16" bore.	266 to 370	2
L 498	Bolt, machine, 3/8 x 1-1/4" with lock washer (2 used).		
311 SA	5 tooth idler sprocket. (2 used)	266 to 370	1-1/2
B381 SA	Feed arm, complete with pawl and spring.	266 to 370	7
A845 S	Angle feed bearing, 1-1/16" bore.	266 to 370	3/4
878 S	Feed pawl, 1/4 x 1-1/4" flat, 5-3/4" long.	266 to 370	3/4
878 SA	Conveyor slide complete, (2 used).	266 to 370	1-1/4
926 S	Bolt, carriage, 3/8 x 7/8" with lock washer.	266 to 370	3-1/4
1345 S	Conveyor bar with links, 1-3/8 x 1 x 5/32" angle, 34-1/4" long.	266 to 370	11-1/4
1412 S	Shaft, 1-1/16" Rd., 44-5/8" long.	266 to 370	15
1413-SA	Shaft complete with (2) 201341 sprockets.	266 to 370	3/4
1414-SA	Angle feed bearing plate.		
1439 S	Rivet, oval head, 3/8 x 3/4" (2 used).	266 to 318	1/4
1499 S	Washer, 1-5/8" O. D., 57/64" I. D., 1/4" thick. Order 1585 S.	266 to 325	1/2
1556 S	Clamp strap for idler, 3/16 x 1" flat, 8" long. (2 used).		
1585 S	Bolt, carriage, 3/8 x 1-1/4" with lock washer (2 used).		
1626 SA	Conveyor tightener with studs, right, 2-1/2 x 1-1/2 x 3/16" angle, 9" long.	266 to 370	2-3/4
	Conveyor tightener with studs, left, 2-1/2 x 1-1/2 x 3/16" angle, 9" long.	266 to 370	2-3/4
	Extension spring, 5/8" O. D., 2-1/4" long, overall, 20 coils.	266 to 370	2 oz.
	Feed pawl stud, 7/8" O. D., 2-17/32" long.	266 to 325	1/4
	Stud for feed arm, 7/8" Dia., 2-3/4" long, (2 used).	266 to 370	1/4
	Feed pawl spacer, 1-1/4" O. D., 7/16" long.	329 to 370	1/4
	Conveyor chain with No. 67 steel chain and A 845 S bar; 146 No. 67 plain links; 11 No. 67 ARS and 11 No. 67 ALS attachment links; 7 bars each followed by 7 plain links and 4 bars each followed by 6 plain links.	266 to 370	72

## FEED MECHANISM—MODEL 14 AND NO. 14A



Part No.	Description	Lot No. All Incl.	Wt. Lbs.
K 615	Grease fitting, 1/8" pipe thread, 45 degree elbow	266 to 370	1 oz.
K 621	Grease fitting, 1/8" pipe thread, straight	266 to 370	1 oz.
K 623	Grease fitting, 1/8" pipe thread, 67-1/2 degree elbow	266 to 370	1 oz.
K 624	Grease fitting, 1/8" pipe thread, 90 degree elbow	266 to 370	1 oz.
K 851	Washer, 1-1/2" O. D., 15/16" I. D., 16 gauge. (2 used) Order K1768.	266 to 333	1 oz.
K 1067	Spring cotter, 3/32" Dia., 3/4" long. Order 010210.	266 to 370	1 oz.
K 1072	Spring cotter, 1/8" Dia., 1" long. Order 010215.	266 to 370	1 oz.
K 1081	Spring cotter, 3/16" Dia., 1" long. Order 010229.	266 to 370	1 oz.
K 1082	Spring cotter, 3/16" Dia., 1-1/4" long (4 used). Order 010230.	266 to 370	1 oz.
K 1155	Set screw, 3/8" Dia., 5/8" long. (2 used)	266 to 370	1 oz.
K 1768	Washer, 1-1/2" O. D., 29/32" I. D.	336 to 370	1 oz.
010210	Cotter pin, 3/32" x 3/4"		
010215	Cotter pin, 1/8" x 1"		
010229	Cotter pin, 3/16" x 1"		
010230	Cotter pin, 3/16" x 1-1/4"		
L 302	Retention pawl, short	266 to 370	1/2
L 304	Retention pawl, long	266 to 370	1/2
L 314	Double set collar	266 to 370	1/2
L 316	Slide collar	266 to 370	1/2
L 383	Ratchet wheel, 1-1/16" bore	266 to 370	12-1/4
L 472	Auxiliary feed arm bearing with rivets	266 to 370	2
L 472A	Rivet, wagon box head, 3/8 x 3" (2 used)		
L 474	Auxiliary feed arm complete, with arms, roller and spring	266 to 370	9-3/4
L 474	Upper insert for feed arm tube	266 to 370	1-1/4
L 478A	Rivet, oval head, 1/4 x 1-3/4"		
L 478A	Auxiliary feed arm post with pin	266 to 370	3
L 480	Bolt, carriage, 3/8 x 1-3/4"		
L 480	Bolt, carriage, 3/8 x 2" (2 used)		
L 480	Lower insert for feed arm tube	266 to 370	1-1/4
L 481A	Rivet, oval head, 1/4 x 1-3/4"		
L 481A	Feed arm complete with pawl and spring	266 to 370	7
L 515	Roller for feed arm	266 to 370	1-3/4
L 532A	Retention pawl support with pin	266 to 370	1-1/2
965 S	Bolt, carriage, 3/8 x 1-1/2" (3 used)		
1073 SA	Bushing, 7/8" (.870") O. D., 1-15/16" long	266 to 370	1/4
1073 SA	Ratchet wheel shield	266 to 370	5-1/2
1232 S	Bolt, carriage, 5/16 x 1-1/4" (2 used)		
1232 S	Inner ratchet wheel shield	266 to 370	1
1318 S	Bolt, carriage, 1/4 x 1/2" with lock washer (4 used)		
1318 S	Shield connecting distributor and ratchet wheel shields, 18" long	266 to 370	1-1/2
1318 S	Bolt, oven head, 1/4 x 1/2" with lock washer (4 used)		
1319 SA	Distributor chain shield. Order 0620 SRA.	266 to 370	3-1/4
1328 S	Feed hanger arm, 1/4 x 1-3/4 x 16-1/2" long	266 to 370	2-3/4
A1328 S	Feed hanger arm, with stud, 1/4 x 1-3/4 x 16-1/2" long	266 to 370	2-3/4
1330 S	Feed roller bolt, 5/8" Dia., 2-7/8" long	266 to 370	1/4
1331 S	Bushing for feed roller, 1" (.997") O. D., 1-15/16" long	266 to 370	1/4
1348 S	Auxiliary feed arm shield	266 to 370	4
1393 S	Bolt, machine, 5/16 x 3/4" with lock washer		
1393 S	Feed rod, 9/16" Rd., 75-3/4" long	266 to 370	5-1/2
1421 SA	Feed mechanism connecting tube	266 to 370	4-3/4
1435 S	Compression spring, 1.307" O. D., 2-3/4" long, 5 coils	266 to 370	1/4
1440 S	Torsion spring	266 to 370	1 oz.
1512 S	Extension spring with bolt, 7/8" O. D., 5-1/2" long, overall, 39 coils	266 to 370	1/4
0620 SRA	Distributor drive chain shield		
0620 SRA	Bolt, machine, 5/16 x 3/4" with lock washer		
0620 SRA	Bolt, machine, 3/8 x 1-1/4" with lock washer (2 used)		

# MAIN DRIVE MODEL 14 AND NO. 14A



Part No.	Description	Lot No. All Incl	Wt. Lbs.
70	Steel chain link (complete chain 58 links).....	266 to 370	2 oz.
72	Steel chain link, complete 58 links.....		2 oz.
K 610	Grease fitting, 5/16" drive type. (3 used).....	266 to 370	1 oz.
K 847	Washer, 1-1/2" O. D., 21/32" I. D., 13 gauge.....	266 to 370	1 oz.
K 1081	Spring Cotter, 3/16" Dia., 1" long (2 used). Order 010229.....	266 to 370	1 oz.
K 1082	Spring cotter, 3/16" Dia., 1-1/4" long. Order 010230.....	266 to 370	1 oz.
K 1155	Set screw, 3/8" Dia., 5/8" long. (3 used).....	266 to 370	1 oz.
K 3096 A	Pin, 5/16" Dia., 1-7/8" long. Order K3096 A1.....	266 to 370	1 oz.
K 3096 A1	Pin, 5/16" Dia., 1-7/8" long.....		
K 3097 A	Detachable link with pins and spring cotter.....		
010229	Cotter pin, 3/16" x 1".....		
010230	Cotter pin, 3/16" x 1-1/4".....		
L 300	Single set collar.....	266 to 370	1/4
L 314	Double set collar.....	266 to 370	1/2
L 316	Slide collar.....	266 to 370	1/2
L 322	Straddler roller, (2 used).....	325 to 370	1-3/4
L 342	6 tooth idler sprocket. (3 used).....	266 to 370	1-3/4
	Bolt, machine, 3/8 x 3-1/2" with lock washer when used in 1467 SA drive arm.....		
	Bolt, machine, 3/8 x 3-3/4" with lock washer when used in 1418 SA and 1342 SA chain straddlers.....		
L 519	32 tooth main drive sprocket. Order 122 SR.....	266 to 370	23-1/2
L 523A	Bolt, machine, 1/2 x 1-3/4" with lock washer (3 used).....	266 to 370	2-3/4
	Drive arm post with pin.....		
	Bolt, machine, 3/8 x 1-1/4" with lock washer (2 used).....		
	Bolt, carriage, 3/8 x 1-1/2".....		
378 S	Bushing, 19/32" O. D., 2-5/16" long.....	266 to 370	1 oz.
977 SA	Rear chain straddler with bracket. Order 977 SA2.....	325 to 370	3
977 SA2	Rear chain straddler with bracket.....	325 to 370	3
	Bolt, carriage, 3/8 x 1-1/2" with nut, (3 used).....	325 to 370	3
1045 S	Shield connecting drive chain and upper cylinder chain shields, 4 x 20-1/4" long, 18 gauge.....	266 to 370	1-1/4
	Bolt, oven head, 1/4 x 3/4" with lock washer (2 used).....		
1046 SA	Bolt, machine, 1/4 x 3/4" with lock washer (2 used).....	266 to 370	1-3/4
	Upper cylinder chain shield, 4 x 30" long, 18 gauge.....		
	Bolt, machine, 1/4 x 3/4" with lock washer (2 used).....		
1047 S	Bolt, carriage, 3/8 x 3/4".....	266 to 370	1/4
	Top bracket for upper cylinder chain shield, 3/16 x 1" flat, 4-7/8" long.....		
	Bolt, machine, 1/4 x 3/4" with lock washer (2 used).....		
1342 SA	Bolt, oven head, 5/16 x 7/8" with lock washer.....	266 to 318	3
	Chain straddler with bracket.....		
	Bolt, carriage, 3/8 x 1-1/2" (3 used).....		
1394 S	Drive rod, 9/16" Rd., 52-1/4" long.....	266 to 370	3-3/4
1418 SA	Chain straddler with bracket. Order 1418 SA1.....	266 to 370	3
1418 SA1	Chain straddler with bracket.....	370 only	
	Bolt, carriage, 3/8 x 1-1/2" (3 used).....		
1460 SA	Drive chain shield, 4 x 27" long, 18 gauge.....	266 to 370	3
	Bolt, oven head, 1/4 x 1/2" with lock washer (2 used).....		
	Bolt, carriage, 5/16 x 1-1/4" (2 used).....		
1467 SA	Drive arm, complete with sprocket. Order 1467 SA1.....	266 to 370	5-1/2
1467 SA1	Drive arm, complete with sprocket.....	314 to 370	
1504 S	Bushing, 19/32" O. D., 2-7/16" long (3 used).....	266 to 370	1 oz.
1507 S	Compression spring, 7/8" O. D., 7" long, 23 coils.....	266 to 370	1/4
122 SR	32 tooth main drive sprocket.....	314 to 370	
0853 SRA	Drive chain, No. 672, steel chain, 57 pitches.....		