


MODEL 12 and No. 12A



NEW IDEA Model 12, built 1939 to 1944. Lots 230 to 283



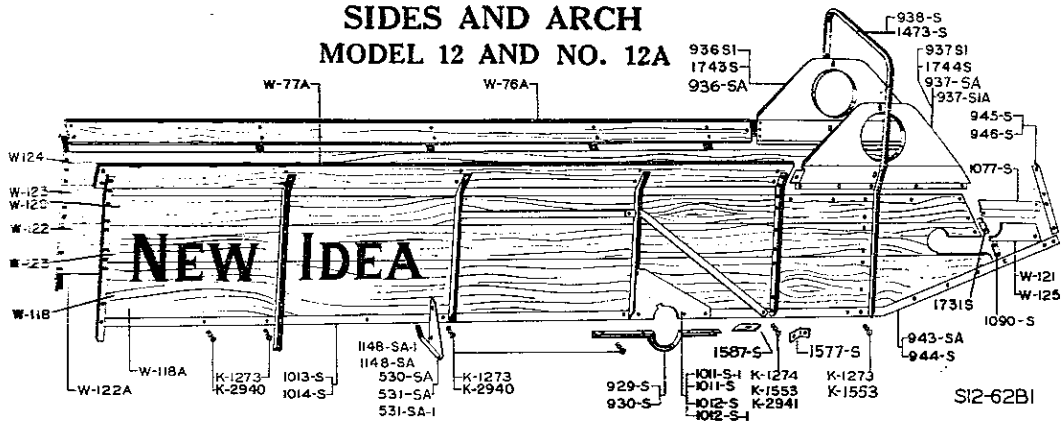
NEW IDEA Model 12, built 1945 to 1948 Lots 288 to 307

NEW IDEA No. 12A Built 1948 to 1955 Lots 310 to 372

INDEX OF MODEL 12 AND NO. 12A UNITS

Description	Page No.
Axle and Wheels.....	63
Bottom.....	61
Distributor.....	70
Endgate Attachment Beater.....	82
Endgate Attachment Tail Board.....	80
Endgate and Levers.....	62
Feed Mechanism.....	74
Feed Shaft and Conveyor.....	72
Hitch.....	65
Lime Attachment Disc Assembly.....	77
Lime Attachment End Board and Tine Rake.....	79
Main Cylinder.....	67
Main Drive.....	75
Sides and Arch.....	60
Special Levers (for Ford and Ferguson tractor).....	83
Upper Cylinder.....	69

SIDES AND ARCH MODEL 12 AND NO. 12A

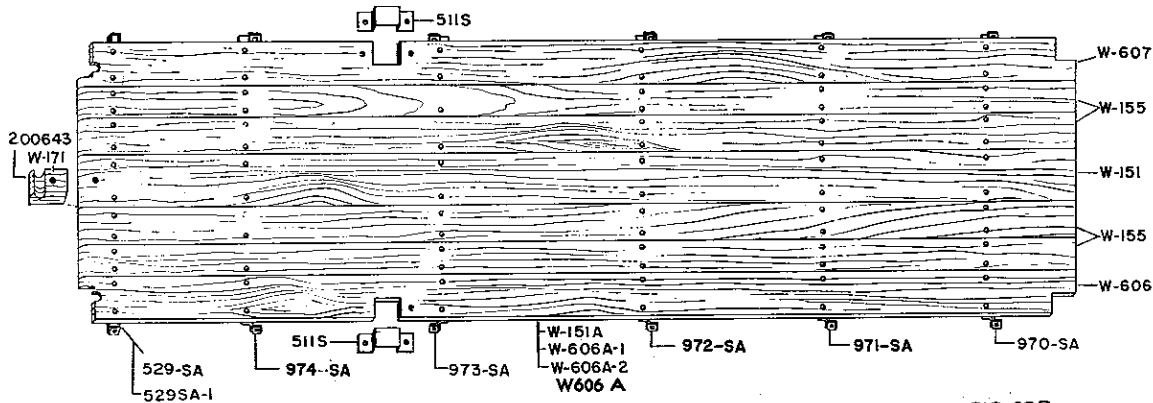


Part No.	Description	Lot No. All Incl.	Wt. Lbs.
K 1273	Bolt for attaching sides to bottom, 1/2" Dia., 1-1/8" long, special carriage. Order K 2940.	230 to 372	2 oz.
K 1274	Bolt for attaching sides to bottom, 1/2" Dia., 1-1/4" long, special carriage Order K 2941.	230 to 372	2 oz.
K 1553	Bolt, for attaching side to bottom, 1/2" Dia., 1-1/2" long.	310 to 372	2 oz.
K 2940	Carriage bolt, 1/2 x 1-1/8" electro galv.		
K 2941	Carriage bolt, 1/2 x 1-1/4" electro galv.		
530 SA	Side brace, complete, right. Order 1148 SA1	230 to 312	4-1/2
	Bolt, machine, 3/8 x 7/8" with lock washer (2 used)		
	Bolt, machine, 1/2 x 1-1/4" with lock washer		
531 SA	Side brace complete, left. Order 531 SA1	230 to 366	4-1/2
531 SA1	Side brace complete, left.	369 to 372	
	Bolt, machine, 3/8 x 7/8" with lock washer (2 used)		
	Bolt, machine, 1/2 x 1-1/4" with lock washer		
929 S	Axle bearing clamp angle, right, 2 x 1-1/2 x 3/16" angle, 24-1/4" long.	230 to 372	4-1/4
	Bolt, machine, 1/2 x 1" with lock washer (4 used)		
930 S	Axle bearing clamp angle, left, 2 x 1-1/2 x 3/16" angle, 24-1/4" long.	230 to 372	4-1/4
	Bolt, machine, 1/2 x 1" with lock washer (3 used)		
	Bolt, machine, 1/2 x 1-1/2" with 2 nuts and lock washer		
936 SA	Upper cylinder shield, right. Order 936 S1.	230 to 338	5-1/2
936 S1	Upper cylinder shield, right.	340 to 352	5-1/2
	Bolt, carriage, 5/16 x 1-1/4" (5 used)		
	Bolt, stove, oven head, 5/16 x 3/4" with lock washer		
	Bolt, stove, oven head, 5/16 x 7/8" with lock washer		
937 SA	Upper cylinder shield, left. Order 937 S1A	230 to 338	5-1/2
937 S1	Upper cylinder shield, left. Order 937 S1A	340 to 352	5-1/2
937 S1A	Upper cylinder shield, left.		
	Bolt, carriage, 5/16 x 1-1/4" (5 used)		
	Bolt, stove, oven head, 5/16 x 3/4" with lock washer		
	Bolt, stove, oven head, 5/16 x 7/8" with lock washer		
938 S	Arch, 1-3/8 x 1 x 3/16" angle, 125-5/8" long. Order 1473 S	230 to 253	14-1/2
943 SA	Rear main side angle, right, 2 x 1-1/2 x 3/16" angle, 71-13/16" long.	230 to 372	12-1/4
	Rivet, oval head, 3/8 x 7/8" (2 used)		
944 S	Rear main side angle, left, 2 x 1-1/2 x 3/16" angle, 71-13/16" long.	230 to 372	12-1/4
	Rivet, oval head, 3/8 x 7/8" (2 used)		
945 S	Rear end angle on side, right, 1-3/8 x 1 x 3/16" angle, 12-5/8" long.	230 to 372	1-1/2
	Bolt, carriage, 5/16 x 1-1/4"		
	Bolt, carriage, 5/16 x 1-1/2"		
	Bolt, carriage, 3/8 x 1-1/2"		
	Bolt, carriage, 3/8 x 1-3/4"		
946 S	Rear end angle on side, left, 1-3/8 x 1 x 3/16" angle, 12-5/8" long.	230 to 372	1-1/2
	Bolt, carriage, 5/16 x 1-1/4" (2 used)		
	Bolt, carriage, 5/16 x 1-1/2"		
	Bolt, carriage, 3/8 x 1-1/2"		
1011 S	Axle plate, right. Order 1011 S1.	230 to 372	6-1/4
1011 S1	Axle plate, right.		
1012 S	Axle plate, left. Order 1012 S1.	230 to 372	6-1/4
1012 S1	Axle plate, left.		
1013 S	Front main side angle, right, 2 x 1-1/2 x 3/16" angle, 83-3/16" long.	230 to 372	14-3/4
1014 S	Front main side angle, left, 2 x 1-1/2 x 3/16" angle, 83-3/16" long.	230 to 372	14-3/4
1077 S	Filler shield for left side angle.	230 to 372	3/4
	Bolt, machine, 5/16 x 3/4" with lock washer		
	Bolt, machine, 3/8 x 1" with lock washer		
1090 S	Reinforcement plate at rear end of sides, 1-1/16 x 4-15/16" long, 14 gauge	230 to 372	1/4
	Bolt, carriage, 3/8 x 1-1/2" (2 used)		
1148 SA	Side brace complete, right. Order 1148 SA1.	313 to 366	4-1/2
1148 SA1	Side brace complete, right.	369 to 372	4-1/2
	Bolt, machine, 3/4 x 7/8" with lock washer (2 used)		
	Bolt, machine, 1/2 x 1-1/4" with lock washer		

SIDES AND ARCH Continued—MODEL 12 AND NO. 12A

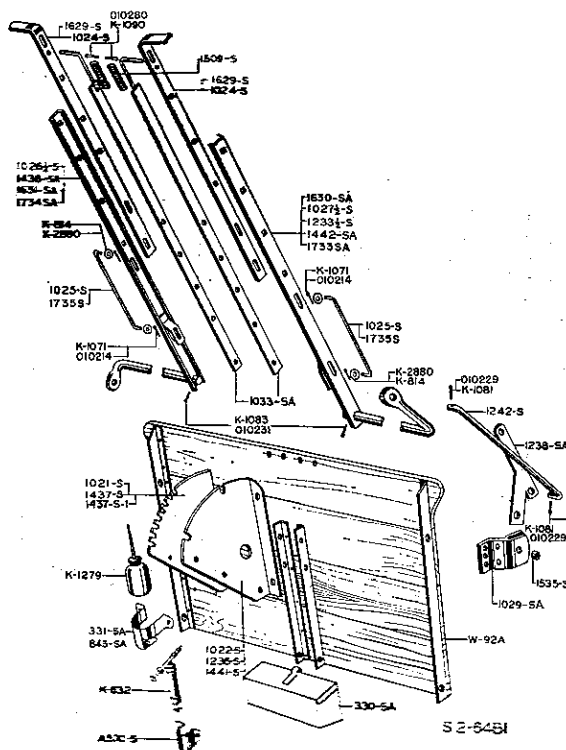
Part No.	Description	Lot No. All Incl	Wt. Lbs.
1473 S	Arch, 1-3/8 x 1 x 3/16" angle, 128-1/8" long. Bolt, carriage, 5/16 x 1-1/4" (10 used). Bolt, carriage, 5/16 x 1-1/2" (2 used). Bolt, machine, 3/8 x 7/8" with lock washer (2 used).	262 to 372	15
1577 S	Lubrication bracket, 3/16 x 1-1/4" flat, 3-3/8" long (2 used). Bolt, machine, 3/8 x 7/8" with lock washer.	310 to 372	1/4
1587 S	Oil line support clip, .045 x 1-1/2" flat, 1-11/16" long.	310 to 372	2 oz.
1731 S	Reinforcement plate, upper, 5/64 x 1" flat, 4-1/4" long.	353 to 372	1/4
1743 S	Upper cylinder shield, right.	353 to 372	5-1/2
1744 S	Upper cylinder shield, left.	354 to 372	5-1/2
W 76A	Flare board with angle top rail, right, 4-1/2 x 107-5/16" long. Bolt, carriage, 5/16 x 1-1/4" (10 used).	230 to 372	13
W 77A	Flare board with angle top rail, left, 4-1/2 x 107-5/16" long. Bolt, carriage, 5/16 x 1-1/4" (10 used).	230 to 372	13
W 118	Lower side board, left. Rivet, truss head, 5/16 x 1-3/16"	230 to 372	
W 118A	Side complete, left.	230 to 372	96
W 120	Top side board, left. Rivet, truss head, 5/16 x 1-3/16"	230 to 372	
W 121	Filler piece for rear end of side. Order W 125.	230 to 372	
W 122	Lower side board, right. Rivet, truss head, 5/16 x 1-3/16"	230 to 372	
W 122A	Side complete, right.	230 to 372	96
W 123	Center side board, left and right. Rivet, truss head, 5/16 x 1-3/16"	230 to 372	
W 124	Top side board, right. Rivet, truss head, 5/16 x 1-3/16"	230 to 372	
W 125	Filler piece for rear end of side.	230 to 372	

BOTTOM—MODEL 12 AND NO. 12A



Part No.	Description	Lot No. All Incl	Wt. Lbs.
511 S	Axle bearing cover, 2-5/8 x 8-5/8" long, 14 gauge [2 used]. Bolt, carriage, 5/16 x 1-1/4" [4 used].	230 to 372	1/2
529 SA	Rear cross angle with end brackets, 1-3/4 x 1-1/4 x 3/16" angle, 40-3/4 long	230 to 372	6-1/4
529 SA1	Rear cross angle with end brackets. Order 529 SA. Rivet, W. B. head, 1/4 x 1-3/16" [12 used].	346 to 354	6-1/4
970 SA	Front cross angle with end brackets, 1-3/4 x 1/4 x 3/16" angle, 39-5/8" long Rivet, W. B. head, 1/4 x 1-3/16" [14 used].	230 to 372	6
971 SA	Second from front cross angle with end brackets. Rivet, W. B. head, 1/4 x 1-3/16" [14 used].	230 to 372	6
972 SA	Third from front cross angle with end brackets. Rivet, W. B. head, 1/4 x 1-3/16" [14 used].	230 to 372	6
973 SA	Fourth from front cross angle, with end brackets. Rivet, W. B. head, 1/4 x 1-3/16" [14 used].	230 to 372	6-1/4
974 SA	Fifth from front cross angle with end brackets. Rivet, W. B. head, 1/4 x 1-3/16" [14 used].	230 to 372	6-1/4
W 151	Bottom board, center. Rivet, W. B. head, 1/4 x 1-3/16" (12 used).	230 to 372	
W 151 A	Bottom complete. Order W 606 A.	230 to 372	
W 155	Bottom board (4 used). Rivet, W. B. head, 1/4 x 1-3/16" (12 used).	230 to 372	
W 171	Center feed shaft bearing, 1-7/8 x 2-7/8 x 2-1/4" long, Order 200643 Bolt, carriage, 5/16 x 3"	230 to 372	1
W 606	Bottom board, right. Rivet, W. B. head, 1/4 x 1-3/16" (12 used).	230 to 372	
W 606 A	Bottom complete, Order W 606A-2	328 to 372	137
W 606A-1	Bottom complete, Order W 606A-2.		
W 606A-2	Bottom complete.		
W 607	Bottom board, left. Rivet, W. B. head, 1/4 x 1-3/16" (12 used).	230 to 372	
200643	Center feed shaft bearing.		

ENDGATE AND LEVERS MODEL 12 AND NO. 12A



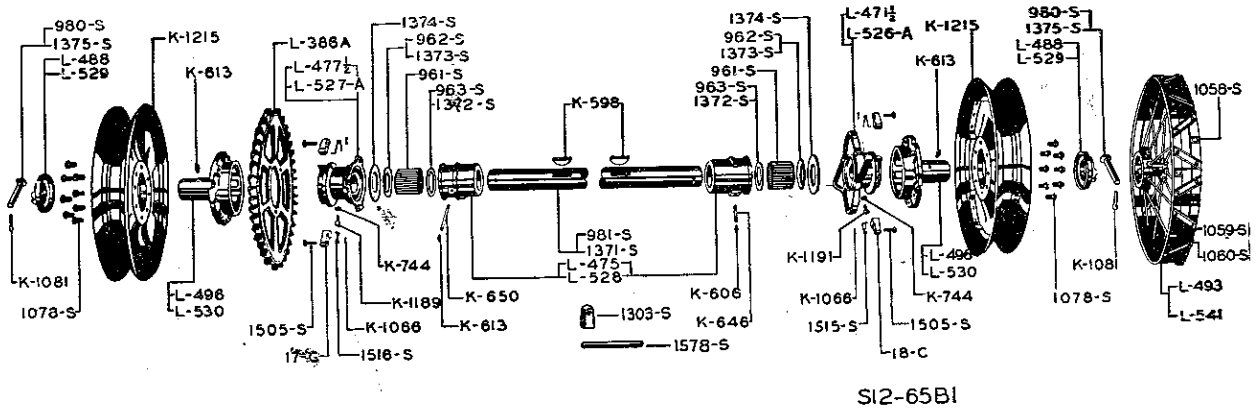
Part No.	Description	Lot No. All Incl.	Wt. Lbs.
★ K 632	Grease gun.....	230 to 307	1-3/4
K 814	Washer, 1" O. D., 7/16" I. D., 16 gauge (4 used). Order K 2880.....	230 to 372	1 oz.
K 1071	Spring cotter, 1/8" Dia., 3/4" long (4 used). Order 010214.....	230 to 372	1 oz.
K 1081	Spring cotter, 3/16" Dia., 1" long (2 used). Order 010229.....	230 to 372	1 oz.
K 1083	Spring cotter, 3/16" Dia., 1-1/2" long (2 used). Order 010231.....	230 to 372	1 oz.
K 1090	Spring cotter, 1/4" Dia., 3/4" long (2 used). Order 010280.....	230 to 372	1 oz.
K 1279	Oil can.....	230 to 307	1
K 2880	Washer, 1" O. D. x 7/16" I. D., 1/16" thick.....		
010214	Cotter pin, 1/8 x 3/4".....		
010229	Cotter pin, 3/16 x 1".....		
010231	Cotter pin, 3/16 x 1-1/2".....		
010280	Cotter pin, 1/4 x 3/4".....		
330 SA	Tool box.....	230 to 327	3-1/2
331 SA	Oil can holder. Order 843 SA.....	230 to 307	1/4
A570 S	Grease gun holder.....	230 to 307	1/2
843 SA	Oil can holder.....	310 to 313	1/4
1021 S	Feed sector.....	230 to 253	4
	Bolt, machine, 3/8 x 7/8" with lock washer (2 used).....		
1022 S	Bolt, carriage, 3/8 x 1-1/4" (2 used).....		
	Drive sector.....	230 to 232	4
	Bolt, machine, 3/8 x 7/8" with lock washer (2 used).....		
	Bolt, carriage, 3/8 x 1-1/4" (2 used).....		
1024 S	Feed and drive levers, 1/4 x 1-1/4" flat, 27-1/8" long, (2 used), Order 1629 S.....	230 to 328	2-1/2
1025 S	Main lever latch. (2 used).....	230 to 352	1/2
1026-1/2 S	Feed rod control shaft with lever base, 3/4" Rd., 21-1/4" long.....	230 to 253	4-3/4
1027-1/2 S	Drive rod control shaft with lever base, 7/8" Rd., 25-1/4" long. Order 1233-1 2 S.....		
	1233-1 2 S.....	230 to 232	5
1029 SA	Bracket for drive chain throwout lever.....	230 to 372	2
	Bolt, carriage, 5/16 x 1-1/2" (3 used).....		
1033 SA	Main lever rod with handle, 1/8 x 7/8" flat, 30-1/8" long, (2 used).....	230 to 372	1
1233-1/2 S	Drive rod control shaft with lever base, 1" Rd., 25-7/8" long.....	233 to 253	8
★ 1236 S	Drive sector.....	233 to 253	4
	Bolt, machine, 3/8 x 7/8" with lock washer (2 used).....		
	Bolt, carriage, 3/8 x 1-1/4" (2 used).....		
1238 SA	Throwout connecting lever.....	230 to 372	3
	Bolt, machine, 1/2 x 1-1/2" with lock washer.....		
1242 S	Drive chain throwout link, 9/16" Rd., 17-1/2" long.....	230 to 372	1-1/4
1436 SA	Feed rod control shaft with lever base, 1" Rd., Order 1734 SA.....	262 to 328	7

★ Not available.

ENDGATE AND LEVERS—Continued MODEL 12 AND NO. 12A

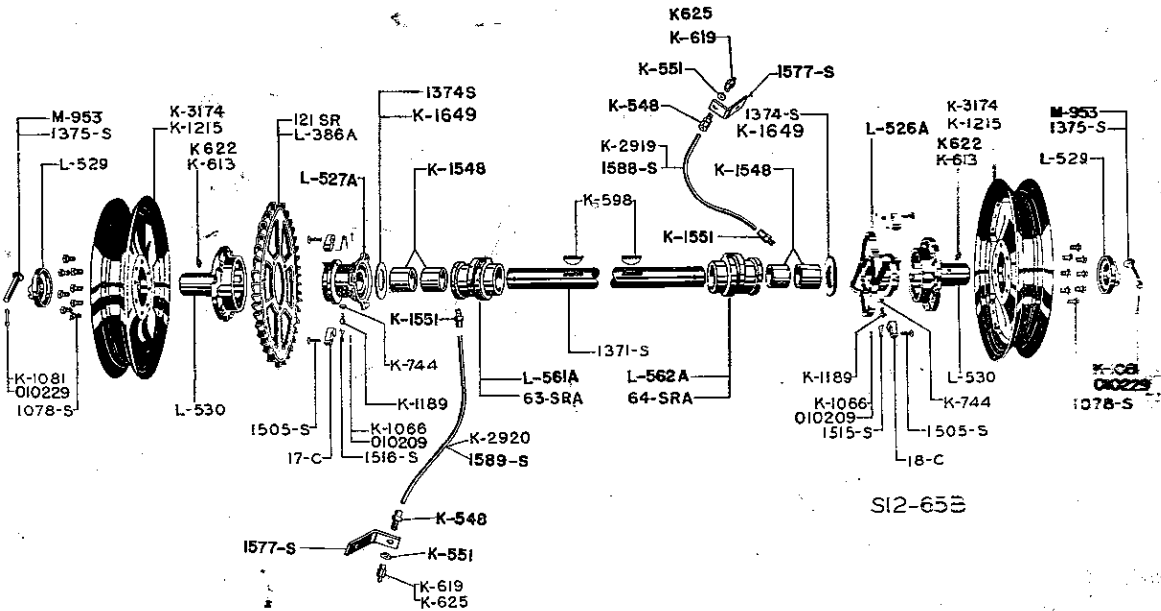
Part No.	Description	Lot No. All Incl.	Wt. Lbs.
1437 S	Feed sector. Order 1437-S1	262 to 372	4
1437 S1	Feed Sector		
	Bolt, machine, 3/8 x 7/8" with lock washer (2 used)		
	Bolt, carriage, 3/8 x 1-1/4" (2 used)		
1441 S	Drive sector	262 to 372	4
	Bolt, machine, 3/8 x 7/8" with lock washer (2 used)		
	Bolt, carriage, 3/8 x 1-1/4" (2 used)		
1442 SA	Drive rod control shaft with lever base, 1" Rd., 25-7/8" long. Order 1733 SA	262 to 328	8
1509 S	Compression spring, 5/8" O. D., 2-1/2" long, 13 coils. (2 used)	230 to 372	2 oz.
1535 S	Bushing, 11/16" O. D., 11/32" long	230 to 372	1 oz.
1629 S	Feed and drive levers, 1/4 x 1-1/4" flat, 27-1/8" long, (2 used)	332 to 372	2-1/2
	Bolt, carriage, 5/16 x 1-1/2" (3 used)		
1630 SA	Drive rod control shaft, with lever base, 1" Rd., 25-7/8" long. Order 1733 SA	332 to 372	8
1631 SA	Feed rod control shaft with lever base, 1" Rd., 21-1/4" long. Order 1734 SA	332 to 372	7
1733 SA	Drive rod control shaft with lever base, 1" Rd., 25-7/8" long	354 to 372	12
1734 SA	Feed rod control shaft with lever base, 1" Rd., 21-1/4" long	354 to 372	10
1735 S	Lever latch, 3/8" Rd., 10-3/8" long, drilled	353 to 372	3/4
W 92A	Endgate complete	230 to 372	
	Bolt, carriage, 3/8 x 1-1/4" (4 used)		
	Bolt, machine, 3/8 x 1-1/2" (2 used)		

AXLE AND WHEELS MODEL 12 AND NO. 12A



S12-65B1

MODEL 12 Lots 230 to 307



S12-65B

No. 12A Lots 310 to 372

AXLE AND WHEELS Continued—MODEL 12 AND NO. 12A

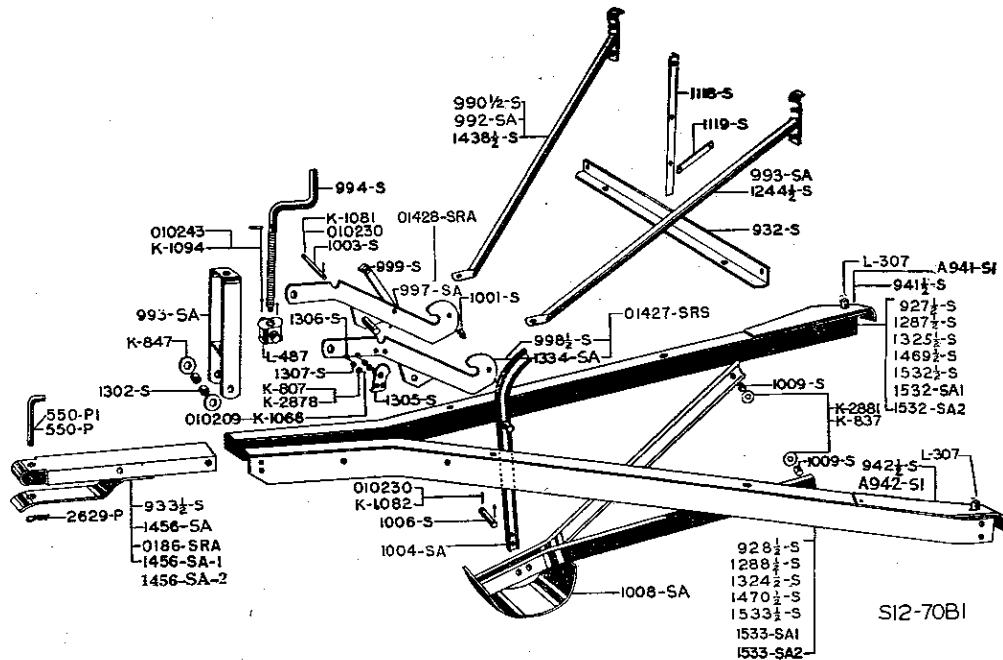
Part No.	Description	Lot No. All Incl.	Wt. Lbs.
17 C	Pawl for sprocket hub. (2 used)	230 to 372	1/4
18 C	Pawl for feed cam. (2 used)	230 to 372	1/4
K 548	Oil line fitting (No. 701A) complete with gland and nut	310 to 372	2 oz.
K 551	Hexagon nut for oil line fitting (No. 111B) 9/16" O. D., 1/8" I. D.	310 to 372	1 oz.
K 598	No. T Woodruff key, 3/8" thick, 2-5/16" long. (2 used)	230 to 372	2 oz.
K 606	Grease fitting, 1/8" pipe thread, straight, Order K 621	230 to 307	1 oz.
K 613	Grease fitting, 1/8" pipe thread, 30 degree elbow, (3 used), Order K 622	230 to 372	1 oz.
K 619	Grease fitting, 1/8" female pipe thread, straight, Order K625	310 to 372	1 oz.
K 621	Grease fitting, 1/8" pipe thread, straight	230 to 372	1 oz.
K 622	Grease fitting, 1/8" pipe thread, 30 degree elbow	230 to 372	1 oz.
K 625	Grease fitting, 1/8" female pipe thread, straight	230 to 372	1 oz.
K 646	Pipe nipple, 1/4" I. D., 2-1/2" long	230 to 307	2 oz.
K 650	Pipe nipple, 1/4" I. D., 7" long	230 to 307	1/4
K 744	Lock nut, 1/2" (2 used)	230 to 372	1 oz.
K 1066	Spring cotter, 3/32" Dia., 1/2" long (4 used). Order 010209	230 to 372	1 oz.
K 1081	Spring cotter, 3/16" Dia., 1" long (2 used). Order 010229	230 to 372	1 oz.
K 1189	Set screw, 1/2" Dia., 1-1/4" long	230 to 372	1 oz.
K 1215	Disc wheel, 24" long (2 used). Order K 3174	230 to 372	44
K 1548	Bronze-steel backed bushing, 2-1/8" I. D., 2-3/8" long, (2 used)	310 to 372	1/4
K 1549	Bronze-steel backed bushing, 2" I. D., 2" long	230 to 253	1/4
K 1551	Oil line connector fitting with gland and nut	310 to 372	2 oz.
K 1649	Washer, 4-1/4" O. D., 2-1/2" I. D., 12 gauge (2 used)	320 to 372	1/4
K 2919	Axle bearing oil line, right, 9" long		3 oz.
K 2920	Axle bearing oil line, left, 17" long		1/4
K 3174	Disc wheel, 24" D. C. rim		44
010209	Cotter pin, 3/32 x 1/2"		
010229	Cotter pin, 3/16 x 1"		
L 386A	36 tooth sprocket wheel. Order 121 SR	230 to 372	25-1/2
L 471-1/2	Feed cam with pawls and springs, 2" bore	230 to 253	21-1/2
L 475	Bearing housing (2 used). Order L 565 A left, or L 566A right	230 to 253	8-1/2
L 477-1/2	Sprocket wheel hub with pawls and springs, 2" bore	230 to 253	16-3/4
L 488	Axle collar for 2" axle. (2 used)	230 to 253	1-1/4
L 493	Steel wheel for 2" axle. (2 used)	230 to 253	130
L 496	Wheel hub, 2" bore. (2 used)	230 to 253	30
L 526 A	Feed cam with pawls and springs, 2-1/8" bore	262 to 372	24-3/4
L 527 A	Sprocket wheel hub with pawls and springs, 2-1/8" bore	262 to 372	19-1/2
L 528	Bearing housing for 2-1/8" roller bearing. Order (1) 63 SRA and (1) 1589 SA left, or (1) 64 SRA and (1) 1588 SA, right	262 to 307	8
L 529	Axle collar for 2-1/8" axle. (2 used)	262 to 372	1-1/4
L 530	Wheel hub, 2-1/8" bore. (2 used)	262 to 372	27-1/4
L 541	Steel wheel for 2-1/8" axle. (2 used)	262 to 372	130
L 561A	Axle bearing housing assembly with 2 K 1548 bushing, left. Order 63 SRA	310 to 372	8-1/4
L 562A	Axle bearing housing assembly with 2 K 1548 bushing, right. Order 64 SRA	310 to 372	8-1/4
L 565A	Axle bearing housing assembly with 2 K 1549 bushing, left	230 to 253	8
L 566A	Axle bearing housing assembly with 2 K 1549 bushings, right	230 to 253	8
M 953	Pin, 1/2 x 3-1/2" long, oval head		
961 S	Roller for bearing, (21 required), 3/8" (.368") Dia., 4-3/8" long	230 to 307	2 oz.
961-1/2 S	Roller bearing complete. Order 20 961 S, 1 962 S and 1 963S	230 to 253	2-1/4
961-3/4 S	Roller bearing complete. Order 21 961 S, 1 1372 S and 1 1373 S	262 to 307	2-1/4
962 S	Closure washer, 3" O. D., 2-1/16" I. D., 10 gauge. (2 used)	230 to 253	2 oz.
963 S	Thrust washer, 2-47/64" O. D., 2-1/8" I. D., 13 gauge. (2 used)	230 to 253	1 oz.
980 S	Axle pin, 1/2" Dia., 3-1/4" long, oval head. (2 used)	230 to 253	1/4
981 S	Axle, 2" Rd., 70-5/8" long. Order 1395 S	230 to 253	62-1/2
981-1/2 S	Axle complete. Order 981 SA	230 to 253	120-3/4
981 SA	Axle complete with 1 L 471-1/2, 1 L 477-1/2, 1 L 565A and 1 L 566A		120-3/4
1053 S	Short wheel cleat, 1-15/32 x 15/32 x 5/32" channel, 2" long. (32 used)	230 to 372	1/4
	Rivet, oval head, 5/16 x 3/4" (2 used)		
1059 S	Wheel cleat, right, 1-15/32 x 15/32 x 5/32" channel, 7-1/2" long. (16 used)	230 to 372	3/4
	Rivet, oval head, 3/8 x 7/8" (2 used)		
1060 S	Wheel cleat, left, 1-15/32 x 15/32 x 5/32" channel, 7-1/2" long. (16 used)	230 to 372	3/4
1078 S	Hub bolt, 9/16" Dia., 1-1/2" long. (16 used)	230 to 372	2 oz.
1303 S	Socket wrench	230 to 372	1/4
1371 S	Axle, 2-1/8" Rd., 73-1/8" long	262 to 372	73-1/2
1371-1/2 S	Axle complete. Order 0550 SRA	262 to 307	138
1371 SA	Axle complete. Order 0550 SRA	310 to 372	138
1372 S	Thrust washer, 2-55/64" O. D., 2-1/4" I. D., 3/32" thick. (2 used)	262 to 307	1 oz.
1373 S	Closure washer, 3" O. D., 2-3/16" I. D., 13 gauge. (2 used)	262 to 307	2 oz.
1374 S	Washer, 4-1/4" O. D., 2-1/4" I. D., 12 gauge. (2 used)	262 to 317	1/4
1375 S	Axle pin, 1/2" Dia., 3-1/2" long, oval head (2 used). Order M 953	262 to 372	1/4
1395 S	Axle, 2" Rd., 70-5/8" long		
1505 S	Pin for pawls, 1/4" Dia., 1-7/8" long, W. B. head (2 used)	230 to 372	1 oz.
1515 S	Torsion spring for feed cam. (2 used)	230 to 372	1 oz.
1516 S	Torsion spring for sprocket wheel hub. (2 used)	230 to 372	1 oz.
1577 S	Lubrication bracket, 3/16 x 1-1/4" flat, 3-3/8" long	310 to 372	1/4
★ 1578 S	Handle for socket wrench	230 to 372	1/2

★ Not available.

AXLE AND WHEELS Continued—MODEL 12 AND NO. 12A

Part No.	Description	Lot No. All Incl.	Wt. Lbs.
1588 S	Axle bearing oil line, right, 3/16" O. D., 8-1/2" long.....	310 to 372	1/4
1588 SA	Axle bearing oil line assembly, right. Order K 2919	310 to 372	1/2
1589 S	Axle bearing oil line, left, 3/16" O. D., 15-1/2" long	310 to 372	1/4
1589 SA	Axle bearing oil line assembly, left. Order K 2920	310 to 372	1/2
63 SRA	Axle bearing housing assembly with 2 K 2916 bushings, left.....		
64 SRA	Axle bearing housing assembly with 2 K 2916 bushings, right.....		
121 SR	36 tooth sprocket wheel.....		
0550 SRA	Axle complete with 1 L527A, 1 63 SRA, and 1 64 SRA.....		

HITCH MODEL 12 AND NO. 12A



SI2-70BI

Part No.	Description	Lot No. All Incl.	Wt. Lbs.
K 807	Washer, 3/4" O. D., 5/16" I. D., 18 gauge (2 used). Order K 2878.....	230 to 372	1 oz.
K 837	Washer, 1-3/8" O. D., 9/16" I. D., 16 gauge (2 used). Order K 2881.....	230 to 372	1 oz.
K 847	Washer, 1-1/2" O. D., 21/32" I. D., 13 gauge (2 used).....	230 to 372	1 oz.
K 1066	Spring cotter, 3/32" Dia., 1/2" long (2 used). Order 010209.....	230 to 372	1 oz.
K 1081	Spring cotter, 3/16" Dia., 1" long (2 used). Order 010229.....	230 to 372	1 oz.
K 1082	Spring cotter, 3/16" Dia., 1-1/4" long (2 used). Order 010230.....	230 to 372	1 oz.
K 1094	Spring cotter, 1/4" Dia., 1-1/2" long (3 used). Order 010243.....	230 to 372	1 oz.
K 2878	Washer, 5/16" I. D., 3/4" O. D., 3/64" thick.....		
K 2881	Washer, 9/16" I. D., 1-3/8" O. D., 1/16" thick.....		
010209	Cotter pin, 3/32 x 1/2".....		
010229	Cotter pin, 3/16 x 1".....		
010230	Cotter pin, 3/16 x 1-1/4".....		
010243	Cotter pin, 1/4 x 1-1/2".....		
L 307	Conveyer slide guide with rivet (2 used).....	230 to 307	1/4
	Rivet, wagon box head, 5/16 x 1-3/4".....	230 to 372	1
L 487	Nut for adjusting crank.....	230 to 372	3/4
550 P	Pin for hitch connection, 3/4" Rd., 6-5/8" long. Order 550 P1.....		
550 P1	Hitch pin, 3/4" Rd., 7-1/8" long.....	230 to 372	2 oz.
2629 P	Spring clip.....		
927-1/2 S	Hitch iron with conveyer slide, right, 3 x 2 x 3/16" angle, 73-7/16" long. Order 1532 SA2 and 1533 SA2.....	230 to 233	22-3/4
928-1/2 S	Hitch iron with conveyer slide, left, 3 x 2 x 3/16" angle, 73-7/16" long. Order 1532 SA2 and 1533 SA2.....	230 to 233	22-3/4
932 S	Front cross sill, 2-1/2 x 1-1/2 x 3/16" angle, 39-11/16" long.....	230 to 372	8
	Bolt, machine, 1/2 x 1" with lock washer (2 used).....	230 to 253	9
933-1/2 S	Hitch channel complete. Order 0186 SRA1.....	230 to 307	2-3/4
941-1/2 S	Conveyer chain slide with guide, right, 1/8 x 4-1/2" flat, 17" long.....		
	Rivet, counter sunk head, 5/16 x 5/8".....		
	Rivet, wagon box head, 5/16 x 1-3/4".....		
A941 S1	Conveyer chain slide with guide, right, 1/8 x 4-1/2" flat, 17" long.....	310 to 372	2-3/4
942-1/2 S	Conveyer chain slide with guide, left, 1/8 x 4-1/2" flat, 17" long.....	230 to 307	2-3/4
	Rivet, counter sunk head, 5/16 x 5/8".....		
	Rivet, wagon box head, 5/16 x 1-3/4".....		

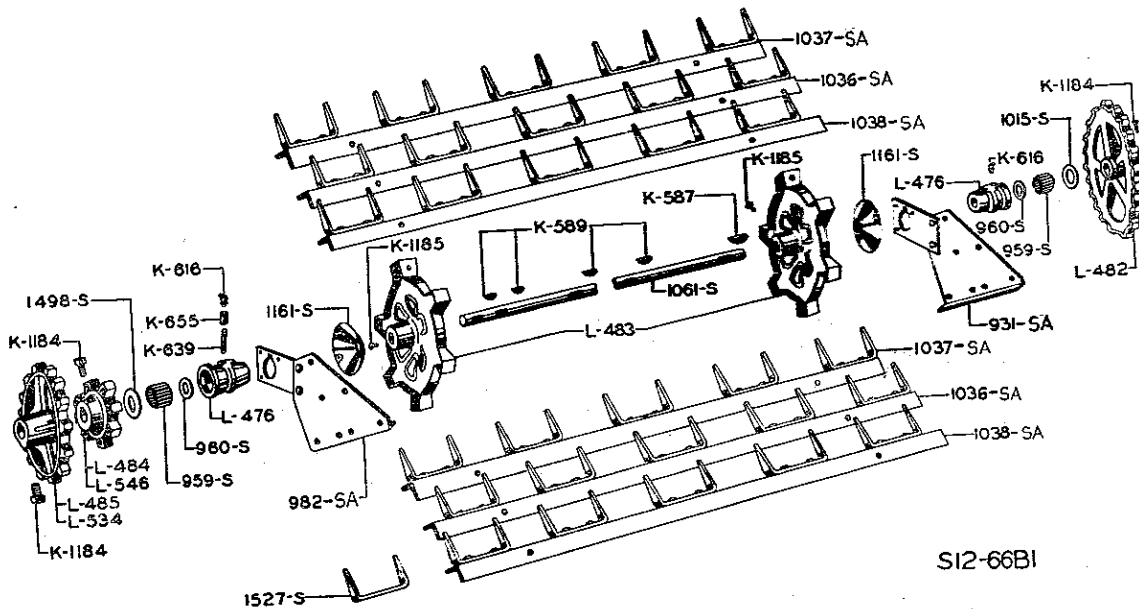
HITCH Continued

MODEL 12 AND NO. 12A

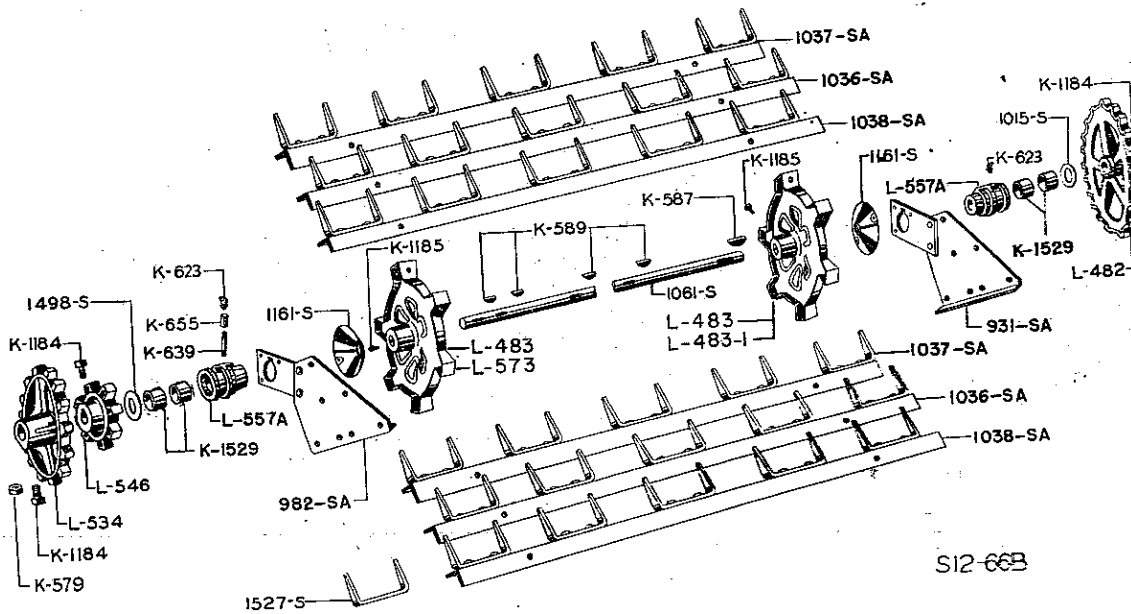
Part No.	Description	Lot No. All Incl.	Wt. Lbs.
A942 S1	Conveyor chain slide with guide, left, 1/8 x 4-1/2" flat, 17" long.....	310 to 372	2-3/4
990-1/2 S	Hitch brace, right.....	230 to 253	3-3/4
	Bolt, machine, 3/8 x 1" with lock washer (2 used).....		
	Bolt, machine, 1/2 x 1" with lock washer.....		
992 SA	Hitch brace assembly, right.....	262 to 372	3-3/4
	Bolt, machine 3/8 x 1" with lock washer (2 used).....		
	Bolt, machine, 1/2 x 1" with lock washer.....		
993 SA	Hitch brace assembly, left.....	230 to 372	3-3/4
	Bolt, machine, 3/8 x 1" with lock washer (2 used).....		
	Bolt, machine, 1/2 x 1" with lock washer.....		
994 S	Adjusting crank, 7/8" Rd., 19-3/16" long.....	230 to 372	3-1/4
995 SA	Guide for adjusting crank, 5/16 x 2" flat, 26-1/4" long.....	230 to 372	5-1/4
	Bolt, machine, 5/8 x 5-1/4" with lock washer.....		
997 SA	Adjusting arm, right. Order 01428 SRA.....	230 to 372	4-1/2
998-1/2 S	Adjusting arm, left. Order 01427 SRA.....	230 to 243	4-1/2
999 S	Lock on adjusting arm, 3/16 x 1" flat, 10-1/2" long.....	230 to 372	1/2
	Rivet, wagon box head, 1/4 x 5/8".....		
1001 S	Spacer, 3/8" I. D., 7/8" long.....	230 to 372	1 oz.
	Bolt, machine, 3/8 x 2" with lock washer.....		
1003 S	Rod for adjusting arms, 1/2" Rd., 8-5/16" long.....	230 to 372	1/2
1004 SA	Sliding arm, 1-1/2 x 21/32" "I" bar, 21-1/4" long.....	230 to 372	2-1/2
1006 S	Pin in shoe assembly, 3/4" Rd., 2-11/16" long.....	230 to 372	1/4
1008 SA	Shoe with brace bars.....	230 to 372	14-1/2
	Bolt, machine, 1/2 x 1-1/2" with lock washer (2 used).....		
1009 S	Bushing, 3/4" O. D., 5/8" long (2 used).....	230 to 372	2 oz.
1115-1/2 S	Latch for sliding arm on foot, (not illustrated).....	230 to 243	1/2
1118 S	Vertical endgate brace, 1-1/4 x 1-1/4 x 5/32" angle, 26-1/2" long.....	230 to 372	2-3/4
	Bolt, machine, 3/8 x 1" with lock washer (3 used).....		
1119 S	Horizontal endgate brace, 3/16 x 1" flat, 9-1/4" long.....	230 to 372	1/2
	Bolt, machine, 5/16 x 3/4" with lock washer (2 used).....		
1244-1/2 S	Hitch brace, left. Order 993 SA.....	230 to 372	3-3/4
1237-1/2 S	Hitch iron with conveyor slide, right, 3 x 2 x 3/16" angle, 73-7/16" long. Order 1532 SA2 and 1533 SA2.....	243 only	22-3/4
1238-1/2 S	Hitch iron with conveyor slide, left, 3 x 2 x 3/16" angle, 73-7/16" long. Order 1532 SA2 and 1533 SA2.....	243 only	22-3/4
1302 S	Bushing, 7/8" O. D., 3/8" long (2 used).....	230 to 372	1 oz.
1305 S	Latch for sliding arm.....	248 to 372	1/4
1306 S	Pin for sliding arm latch, 1/4" Dia., 1-1/4" long (2 used).....	248 to 372	1 oz.
1307 S	Compression spring, 1/2" O. D., 15/16" long, 5 coils (2 used).....	248 to 372	1 oz.
1324-1/2 S	"Z" hitch iron with conveyor slide, left, 73-7/16" long. Order 1532 SA2 and 1533 SA2.....	248 to 253	22-3/4
1325-1/2 S	"Z" hitch iron with conveyor slide, right, 73-7/16" long. Order 1532 SA2 and 1533 SA2.....	248 to 253	22-3/4
1334 SA	Adjusting arm, left. Order 01427 SRA.....	248 to 372	4-1/2
1438-1/2 S	Hitch brace, right. Order 992 SA.....	262 to 372	3-3/4
1456 SA	Hitch channel, complete. Order 0186 SRA-1.....	262 to 360	9
	Bolt, machine, 1/2 x 4-1/4" with lock washer.....		
	Bolt, machine, 5/8 x 5 1/4" with lock washer.....		
1456 SA1	Hitch channel, complete. Order 0186 SRA-1.....	361 to 372	9
	Bolt, machine, 1/2 x 4-1/4" with lock washer.....		
	Bolt, machine, 5/8 x 5-1/4" with lock washer.....		
1456 SA2	Hitch channel, complete. Order 0186 SRA-1.....	369 to 372	
1469-1/2 S	"Z" hitch iron with conveyor slide, right, 73-7/16" long. Order 1532 SA-2 and 1533 SA2.....	262 to 283	22-3/4
1470-1/2 S	"Z" hitch iron with conveyor slide, left, 73-7/16" long. Order 1532 SA2.....		
1532-1/2 S	Hitch iron with conveyor slide, right, 73-7/16" long. Order 1532 SA2.....	288 to 307	28
1532 SA1	Hitch iron with conveyor slide, right, 73-7/16" long. Order 1532 SA2.....	310 to 332	28
	Bolt, machine, 7/16 x 1" with lock washer (2 used).....		
	Bolt, machine, 1/2 x 1" with lock washer (3 used).....		
1532 SA2	Hitch iron with conveyor slide, right, 73-7/16" long.....	334 to 372	28
	Bolt, machine, 7/16 x 1" with lock washer, (2 used).....		
	Bolt, machine, 1/2 x 1" with lock washer, (3 used).....		
1533-1/2 S	Hitch iron with conveyor slide, left, 73-7/16" long. Order 1533 SA2.....	288 to 307	28
1533 SA1	Hitch iron with conveyor slide, left, 73-7/16" long. Order 1533 SA2.....	310 to 332	28
	Bolt, machine, 7/16 x 1" with lock washer (2 used).....		
	Bolt, machine, 1/2 x 1" with lock washer (3 used).....		
1533 SA2	Hitch iron with conveyor slide, left, 73-7/16" long.....	334 to 372	28
	Bolt, machine, 7/16 x 1" with lock washer, (2 used).....		
	Bolt, machine, 1/2 x 1" with lock washer, (3 used).....		
0186 SRA1	Hitch tube assembly.....		
	Bolt, machine, 1/2 x 4-1/4".....		
	Bolt, machine, 5/8 x 5-1/4".....		
01427 SRA	Adjusting arm, left.....		
01428 SRA	Adjusting Arm, right.....		

MAIN CYLINDER

MODEL 12 AND NO. 12A



Model 12 Lots 230 to 307



No. 12A Lots 310 to 372

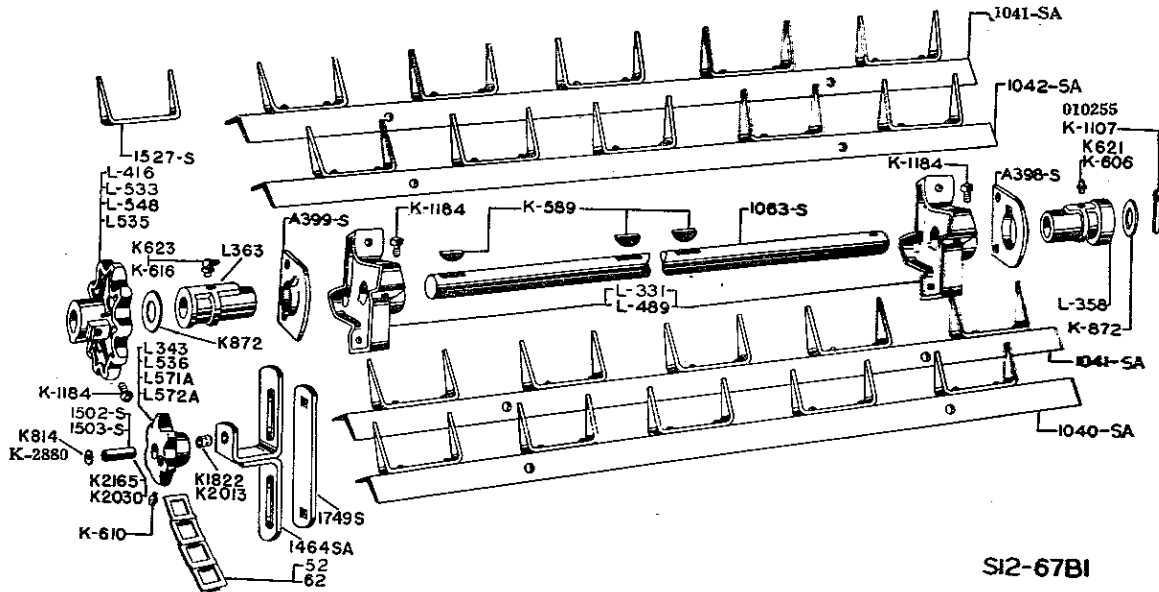
MAIN CYLINDER Continued

MODEL 12 AND NO. 12A

Part No.	Description	Lot No. All Incl.	Wt. Lbs.
K 579	Jam nut, 1/2"	230 to 372	1 oz.
K 587	No. 26 Woodruff key, 3/16" thick, 1-3/4" long	230 to 372	1 oz.
K 589	No. 13 Woodruff key, 3/16" thick, 1" long (4 used)	230 to 372	1 oz.
K 616	Grease fitting, 1/8" pipe thread, 67-1/2 degree elbow, Order K 623	230 to 372	1 oz.
K 623	Grease fitting, 1/8" pipe thread, 67-1/2 degree elbow	230 to 372	1 oz.
K 639	Pipe nipple, 1/8" I. D., 2" long	230 to 372	1 oz.
K 655	Pipe coupling, 1/8" long	230 to 372	1 oz.
K 860	Washer, 1-9/16" O. D., 1-1/32" I. D., 1/16" thick (not illustrated)	230 to 372	1 oz.
K 1184	Set screw, 1/2" Dia., 1" long (3 used)	230 to 372	1 oz.
K 1185	Set screw, 1/2" Dia., 1" long (3 used)	230 to 372	1 oz.
K 1529	Bronze-steel backed bushing, 1-1/16" I. D., 1-1/4" long (4 used)	310 to 372	3 oz.
L 476	Bearing housing (2 used). Order L 557A	230 to 372	2
L 482	20 tooth sprocket to drive distributor, 1-1/16" bore	230 to 372	7-3/4
L 483	Cylinder head, 1-1/16" bore. (2 used). Order L 483-1	230 to 363	11-1/4
L 483-1	Cylinder head, 1-1/16" bore	365 to 372	11-1/4
L 484	7 tooth drive sprocket, 1-1/16" bore	230 to 273	3-1/4
L 485	15 tooth sprocket to drive upper cylinder, 1-1/16" bore, for No. 52 chain.	230 to 253	5
L 534	15 tooth sprocket to drive upper cylinder, 1-1/16" bore, for No. 62 chain.	262 to 372	5-3/4
L 546	8 tooth drive sprocket, 1-1/16" bore	279 to 372	4
L 557A	Cylinder bearing assembly with 2 K 1529 bushings (2 used)	310 to 372	1-1/2
L 573	Main cylinder head, left. 1-1/16" bore. Order L 483-1	365 to 372	11-1/4
931 SA	Bearing plate complete, right	230 to 372	6-1/4
959 S	Roller for bearing. (16 required), 1/4" Dia., 2-17/32" long	230 to 307	1 oz.
959-1/4 S	Roller bearing complete, left. Order 16 959 S, 1 960 S and 1 1498 S	230 to 307	1
959-1/2 S	Roller bearing complete, right. Order 16 959 S, 1 960 S and 1 1015 S	230 to 307	1
960 S	Bearing end washer, 1-9/16" O. D., 1-3/32" I. D., 16 gauge (2 used) Order K 860	230 to 307	1 oz.
982 SA	Bearing plate complete, left	230 to 372	6-1/4
1015 S	Bearing closure washer, 2" O. D., 1-3/32" I. D., 18 gauge	230 to 372	1 oz.
1036 SA	Cylinder bar with teeth, 1-3/8 x 1-3/8 x 5/32" angle, 38-5/8" long (2 used)	230 to 372	7
1037 SA	Bolt, machine, 3/8 x 1", with lock washer (2 used)	230 to 372	7
1038 SA	Cylinder bar with teeth, 1-3/8 x 1-3/8 x 5/32" angle, 38-5/8" long (2 used)	239 to 372	7
1061 S	Bolt, machine, 3/8 x 1" with lock washer (2 used)	230 to 372	13
1061-1/2 S	Shaft, 1-1/16" Rd., 51-3/4" long	230 to 372	67
1061-3/4 S	Shaft complete with 2 L 476 and bearings, 1 L 482, 2 L 483, 1 L 484, 1 L 485, 1 931 SA, 1 982 SA and 2 1161 S. Order A1061 S	262 to 307	67
A1061 S	Shaft complete with 2 L 476 and bearings, 1 L 482, 2 L 483, 1 L 484, 1 L 485, 1 931 SA, 1 982 SA and 2 1161 S. Order A1061 S	310 to 372	67
AA1061 S	Shaft complete with 1 L 482, 2 L 483, 1 L 484; 1 L 485, 2 L 557A, 1 931 SA, 1 982 SA and 2 1161 S. Order A1061 S	230 to 372	67
1161 S	Anti-wrap shield, 6" Dia.	230 to 372	3/4
1498 S	Bolt, carriage, 1/4 x 1-1/2" (2 used)	230 to 372	2 oz.
1527 S	Bearing closure (spacer) washer, 2" O. D., 1-3/32" I. D., 1/8" thick	230 to 372	1/2
	Cylinder bar tooth with rivets. (30 used)	230 to 372	
	Rivet, oval head, 5/16 x 3/4" (2 used)	230 to 372	

UPPER CYLINDER

MODEL 12 AND NO. 12A



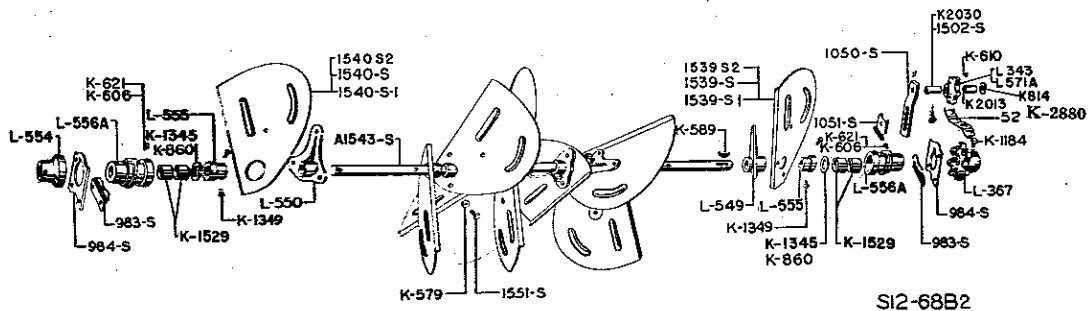
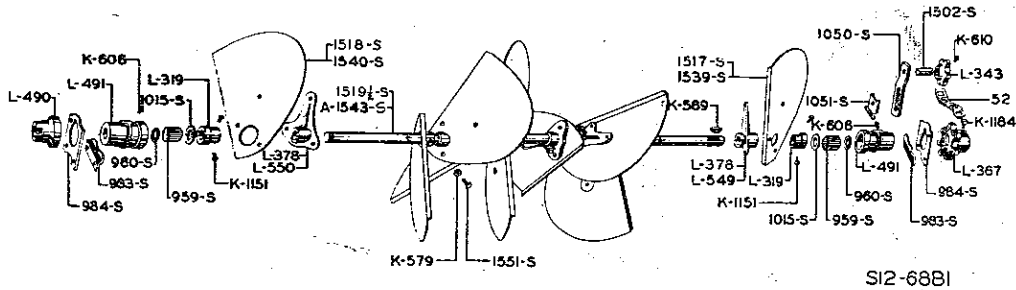
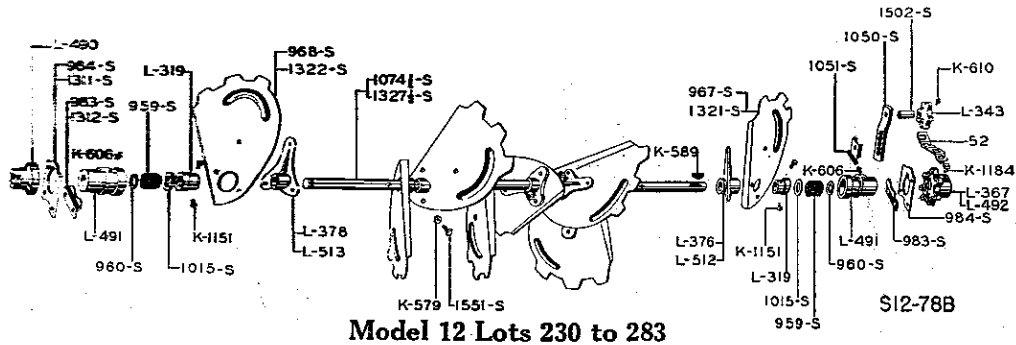
SI2-67BI

Part No.	Description	Lot No. All Incl.	Wt. Lbs.
52	Steel chain link (complete chain 40 links).....	230 to 253	2 oz.
62	Steel chain link (complete chain 40 links).....	230 to 372	2 oz.
K 589	No. 13 Woodruff key, 3/16" thick, 1" long. (3 used).....	230 to 372	1 oz.
K 606	Grease fitting, 1/8" pipe thread, straight, Order K 621.....	230 to 372	1 oz.
K 610	Grease fitting, 5/16" drive type.....	230 to 340	1 oz.
K 616	Grease fitting, 1/8" pipe thread, 67-1/2 degree elbow, Order K 623.....	230 to 372	1 oz.
K 621	Grease fitting, 1/8" pipe thread, straight, (3 used).....	230 to 372	1 oz.
K 623	Grease fitting, 1/8" pipe thread, 67-1/2 degree elbow.....	230 to 372	1 oz.
K 814	Washer, 1" O. D., 7/16" I. D., 1/16" thick. Order K 2880.....	348 to 372	2 oz.
K 872	Washer, 1-3/4" O. D., 1-1/32" I. D., 16 gauge. (2 used).....	230 to 372	1 oz.
K 1107	Spring cotter, 5/16" Dia., 1-1/4" long. Order 010255.....	230 to 372	1 oz.
K 1184	Set screw, 1/2" Dia., 3/4" long. (3 used).....	230 to 372	1 oz.
K 1822	Fiber bearing 23/32" O. D., 19/32" I. D., 1-5/8" long for L 572 A sprocket..	344 to 372	1 oz.
K 2013	Fiber bearing 23/32" O. D., 19/32" I. D., 1-7/16" long, for L 571 A sprocket		1 oz.
K 2030	Bushing, 9/16" O. D., 1-9/16" long, used with L 571 A.....		3 oz.
K 2165	Bushing, 9/16" O. D., 31/64" I. D., 1-3/4" long.....	348 to 372	2 oz.
K 2880	Washer, 1" O. D. x 7/16" I. D. x 1/16" thick.....		
010255	Cotter pin, 5/16 x 1-1/4".....		
L 331	3 bar cylinder head, 1" bore. (2 used).....	230 to 253	3-1/4
L 343	6 tooth chain tightener sprocket, for No. 52 chain, AL 571 A will replace.....	230 to 253	1
AL 343	Bolt, machine 3/8 x 2-1/2" with lock washer.....		
	6 tooth chain tightener sprocket with bolt and bushing, for No. 52 chain.		
	Order AL 571 A.....	230 to 253	1-1/4
L 358	Bearing, right, 1" bore.....	230 to 372	1-1/4
L 363	Bearing, left, 1" bore.....	230 to 372	1-1/4
L 416	8 tooth sprocket, 1" bore, for No. 52 chain.....	230 to 253	2-1/4
L 489	4 bar cylinder head, 1" bore. (2 used).....	288 to 372	5
L 533	8 tooth sprocket, 1" bore, for No. 62 chain.....	262 to 283	2-1/4
L 535	10 tooth sprocket, 1" bore, for No. 62 chain.....	Special	5
L 536	6 tooth tightener sprocket, Order L 572 A.....	262 to 341	1
AL 536	6 tooth tightener sprocket with bolt and bushing, Order AL 572 A.....	262 to 341	1-1/4
L 548	12 tooth sprocket, 1" bore, for No. 62 chain.....	288 to 372	5
L 571 A	6 tooth tightener sprocket.....		1 oz.
AL 571 A	6 tooth tightener sprocket with bolt and bushing.....		1-1/4
L 572 A	6 tooth tightener sprocket.....	344 to 372	1
AL 572 A	6 tooth tightener sprocket with bolt and bushing.....	344 to 372	1-1/4
A398 S	Bearing plate, right, 3/16 x 3-29/32" flat, 4" long.....	230 to 372	1
	Bolt, carriage, 3/8 x 7/8" with lock washer (2 used).....		
A399 S	Bearing plate, left, 3/16 x 3-29/32" flat, 4" long.....	230 to 372	1
	Bolt, carriage, 3/8 x 7/8" with lock washer (2 used).....		
520-1/2 S	Upper cylinder chain tightener with sprocket, bolt and bushing, Order AA 1464 SA1, (Not illustrated).....	230 to 253	3
1040 SA	Cylinder bar with teeth, 1-3/8 x 1-3/8 x 5/32" angle, 43-7/8" long.....	230 to 372	7-1/4
	Bolt, machine, 3/8 x 1" with lock washer (2 used).....		

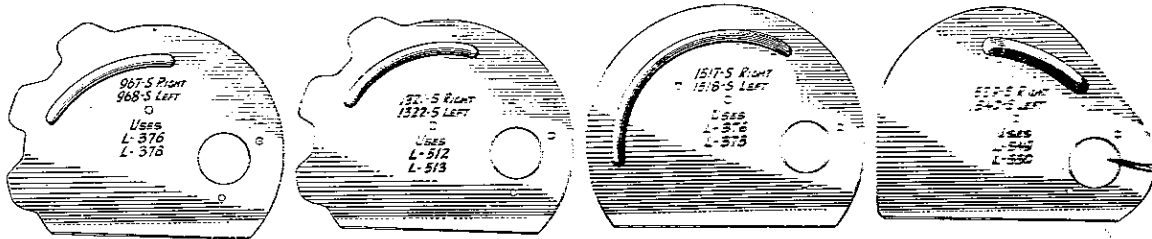

UPPER CYLINDER—Continued MODEL 12 AND NO. 12A

Part No.	Description	Lot No. All Incl.	Wt. Lbs.
1041 SA	Cylinder bar with teeth, 1-3/8 x 1-3/8 x 5/32" angle, 43-7/8" long. (2 used)	230 to 372	7-1/4
1042 SA	Bolt, machine, 3/8 x 1" with lock washer (2 used)	230 to 372	7-1/4
1063 S	Cylinder bar with teeth, 1-3/8 x 1-3/8 x 5/32" angle, 43-7/8" long.	230 to 372	11-1/2
1063-1/4 S	Bolt, machine, 3/8 x 1" with lock washer (2 used)	230 to 372	11-1/2
1063-1/2 S	Shaft, 1" Rd., 51-3/4" long.	230 to 372	11-1/2
A1063 S	Shaft complete with 2 L 331, 1 L 358, 1 L 363, 1 L 533, 1 A 398 S and 1 A 399 S.	262 to 283	25
1464 SA	Chain tightener bracket.	230 to 253	25
A 1464 SA	Shaft complete with 2 L 331, 1 L 358, 1 L 363, 1 L 416, 1 A 398 S and 1 A 399 S. Order A 1063 S.	288 to 372	26
A 1464 SA1	Chain tightener complete, with L 572 A sprocket, bolt and bushing for No. 62 chain.	262 to 372	3-1/4
AA1464 SA	Chain tightener complete with sprocket, bolt and bushing for No. 52 chain.	344 to 372	2
AA 1464 SA1	Chain tightener complete, with L 571 A sprocket, bolt and bushing for No. 52 chain.	230 to 253	3-1/4
1502 S	Bushing, 19/32" O. D., 1-9/16" long.	230 to 372	3-1/4
1503 S	Bushing, 19/32" O. D., 1-3/4" long.	230 to 253	2 oz.
1527 S	Cylinder bar tooth with rivets. (20 used)	230 to 346	2 oz.
1749 S	Rivet, oval head, 5/16 x 3/4" (2 used)	230 to 372	1/2
	Idler strap, 5/64 x 1" flat, 6-1/8" long.	358 to 372	1/4

DISTRIBUTER MODEL 12 AND NO. 12A



DISTRIBUTER—Continued MODEL 12 AND NO. 12A



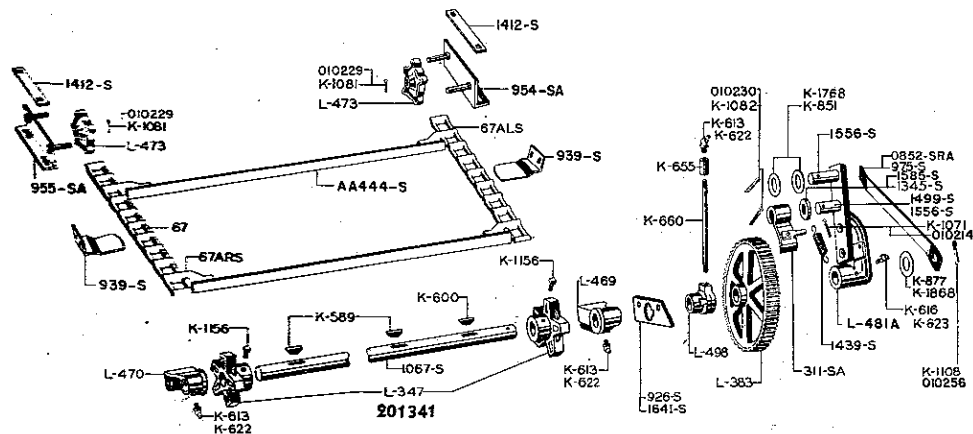
Part No.	Description	Lot No. All Incl.	Wt. Lbs.
52	Steel chain link (complete chain 44 links).....	230 to 372	2 oz.
K 579	Hexagon jam nut, 1/2" (8 or 10 used).....	230 to 372	1 oz.
K 606	No. 13 Woodruff key, 3/16" thick, 1" long.....	230 to 372	1 oz.
K 589	Grease fitting, 1/8" pipe thread, straight, Order K 621.....	230 to 372	1 oz.
K 610	Grease fitting, 5/16" drive type.....	230 to 341	1 oz.
K 621	Grease fitting, 1/8" pipe thread, straight.....	230 to 372	1 oz.
K 814	Washer, 1" O. D., 7/16" I. D., 1/16" thick. Order K 2880.....	348 to 372	1 oz.
K 860	Washer, 1-11/16" O. D., 1-3/32" I. D., 1/16" thick, (2 used).....	322 to 372	1 oz.
K 1151	Set screw, 5/16" Dia., 5/16" long (4 used).....	230 to 307	1 oz.
K 1184	Set screw, 1/2" Dia., 3/4" long.....	230 to 272	1 oz.
K 1345	Washer, 1-11/16" O. D., 1-3/32" I. D., 1/16" thick (2 used).....	310 to 321	1 oz.
K 1349	Set screw, 5/16" Dia., 3/8" long, low head (4 used).....	310 to 372	1 oz.
K 1529	Bronze-steel backed bushing, 1-1/16" I. D., 1-1/4" long.....	310 to 372	3 oz.
K 2013	Fiber bearing, 23/32" O. D., 1-7/16" long, for L 571 A.....	344 to 372	1 oz.
K 2030	Bushing, 9/16", 1-9/16" long, used with L 571 A.....	344 to 372	1 oz.
K 2880	Washer, 1" O. D., 7/16" I. D., 1/16" thick.....	230 to 307	3/4
L 319	Spacer collar, 1-1/16" bore (2 used).....	230 to 341	1
L 343	6 tooth tightener sprocket, AL 571 A will replace.....	230 to 341	1-1/4
AL 343	Bolt, machine, 3/8 x 2-1/2" with lock washer.....	230 to 243	2-1/4
L 367	6 tooth tightener sprocket with bolt and bushing, Order AL 571 A.....	262 to 372	2-1/4
L 376	7 tooth sprocket, 1-1/16" bore.....	230 to 243	2-1/4
L 378	Paddle casting, right (4 used).....	262 to 289	2-1/4
L 490	Paddle casting, left (4 used).....	230 to 243	2-1/4
L 491	End collar.....	262 to 289	3 ±
L 492	Bolt, machine, 5/16 x 1-5/8" with lock washer.....	230 to 307	2
L 512	Bearing housing. Order (1) L 556A, (1) L 554 and (1) L 555.....	230 to 307	2-1/4
L 513	8 tooth sprocket, 1-1/16" bore.....	248 to 253	2-1/4
L 549	Paddle casting, right (4 used).....	248 to 253	2-1/4
L 550	Paddle casting, left (4 used).....	248 to 253	2-1/4
L 554	Paddle casting, right (5 used).....	248 to 253	2-1/4
L 555	Paddle casting, left (5 used).....	248 to 253	2-1/4
L 556A	End collar.....	248 to 253	2-1/4
AL 571 A	Rivet, button head, 5/16 x 1-3/4" long.....	248 to 253	2-1/4
959 S	Spacer collar (2 used).....	248 to 253	2-1/4
959-1/2 S	Distributor bearing assembly with 2 K 1529 bushing (2 used).....	248 to 253	2-1/4
	6 tooth tightener sprocket.....	248 to 253	2-1/4
	6 tooth tightener sprocket with bolt and bushing.....	248 to 253	2-1/4
	Roller for bearing, (16 required) 1/4" Dia., 2-17/32" long.....	248 to 253	2-1/4
	Roller bearing complete, consisting of 16 959 S, 1 960 S and 1 1015 S.....	248 to 253	2-1/4

DISTRIBUTER—Continued

MODEL 12 AND NO. 12A

Part No.	Description	Lot No. All Incl.	Wt. Lbs.
960 S	Bearing end washer, 1-9/16" O. D., 1-3/32" I. D., 16 gauge (2 used). Order K 860.....	230 to 307	1 oz.
967 S	Paddle, right (4 used).....	230 to 243 262 to 289	3
968 S	Rivet, truss head, 5/16 x 3/4" (3 used).....	230 to 243 262 to 289	3
968 S	Paddle, left (4 used).....	230 to 243 262 to 289	3
983 S	Rivet, truss head, 5/16 x 3/4" (3 used).....	230 to 372	1/4
983 S	Keeper for bearing, 1/8 x 1-3/4" flat, 4" long (2 used).....	230 to 372	3/4
984 S	Bolt, machine, 3/8 x 1" with lock washer (2 used).....	230 to 372	1 oz.
1015 S	Bearing plate, 3/16 x 4" flat, 3-7/8" long (2 used).....	230 to 307	1
1050 S	Bearing closure washer, 2" O. D., 1-3/32" I. D., 18 gauge (2 used).....	230 to 372	2-1/4
A1050 S	Chain tightener arm, 5/16 x 1-1/4" flat, 7-3/4" long.....	230 to 341	2-1/4
AA1050 S	Bolt, machine, 3/8 x 1-1/4" with lock washer (2 used).....	344 to 372	2 oz.
1051 S	Chain tightener complete with sprocket, Order AA 1050 S.....	230 to 372	14-1/2
1074-1/2 S	Lock for chain tightener arm.....	230 to 243 262 to 289	70
1074-1/2 SA	Shaft with sprocket, 1-1/16" Rd., 48-13/16" long.....	230 to 243 262 to 289	3
1321 S	Distributor complete. Order AA1543 S2.....	230 to 243 262 to 289	3
1322 S	Paddle, right (4 used).....	248 to 253	3
1322 S	Rivet, truss head, 5/16 x 3/4" (3 used).....	248 to 253	3
1327-1/2 S	Paddle, left (4 used).....	248 to 253	14-1/2
1327-1/2 SA	Rivet, truss head, 5/16 x 3/4" (3 used).....	248 to 253	70
1502 S	Shaft with sprocket, 1-1/16" Rd., 48-13/16" long.....	248 to 253	2 oz.
1517 S	Distributor complete. Order AA1543 S2.....	248 to 253	3
1518 S	Bushing, 19/32" O. D., 1-9/16" long.....	230 to 341	3
1519-1/2 S	Paddle, right (5 used).....	288 to 289	3
1519-1/2 SA	Paddle, left (5 used).....	288 to 289	14-1/2
1539 S	Shaft with sprocket, 1-1/16" Rd., 48-5/8" long, Order 1519-1/2 S Special.....	288 to 289	75
1539 S1	Distributor complete. Order AA1543 S2.....	288 to 289	3-1/2
1539 S2	Paddle, right, (5 used), Order 1539 S2.....	296 to 322	3-1/2
1539 SA1	Paddle, right, (5 used), Order 1539 S2.....	323 to 350	3-1/2
1539 SA2	Paddle, right [5 used].....	351 to 372	6
1540 S	Paddle and casting assembly, right. [Order 1539 SA2].....	343 to 350	6
1540 S1	Paddle and casting assembly, right.....	351 to 372	3-1/2
1540 S2	Paddle, left, (5 used), Order 1540 S2.....	296 to 322	3-1/2
1540 SA1	Paddle, left, (5 used), Order 1540 S2.....	323 to 350	3-1/2
1540 SA2	Paddle, left [5 used].....	351 to 372	6
AA1543 S	Paddle and casting assembly, left. [Order 1540 SA2].....	323 to 350	6
1543-1/2 SA	Paddle and casting assembly, left.....	351 to 372	14-1/2
AA1543 S2	Shaft with sprocket, 1-1/16" Rd., 48-7/8" long.....	296 to 372	75
1551 S	Distributor complete. Order AA1543 S2.....	310 to 348	75
	Distributor complete, Order AA1543 S2.....	296 to 307	75
	Distributor, complete.....	351 to 372	1 oz.
	Set screw, 1/2" Dia., 1-5/16" long, cone point. (8 or 10 used).....	230 to 372	

FEED SHAFT AND CONVEYOR

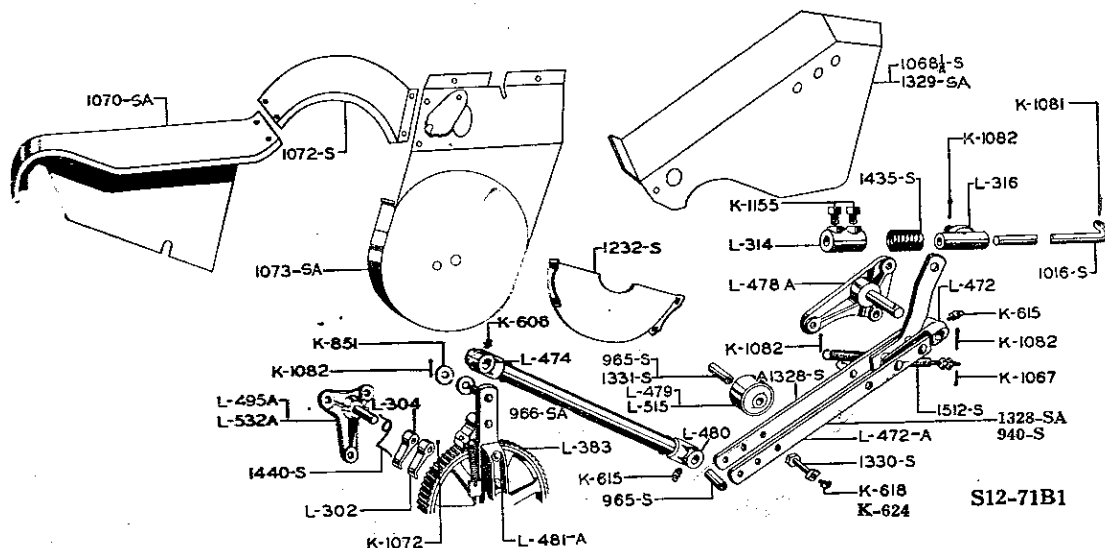


FEED SHAFT AND CONVEYOR Continued
MODEL 12 AND NO. 12A

Part No.	Description	Lot No. All Incl.	Wt. Lbs.
67	Plain steel chain link (174 used)	230 to 372	2 oz.
67 ARS	Steel attachment link, left (17 used)	230 to 372	3 oz.
	Rivet, flat head, 5/16 x 5/8"		
67 ALS	Steel attachment link, right (17 used)	230 to 372	3 oz.
	Rivet, flat head, 5/16 x 5/8"		
K 589	No. 13 Woodruff key, 3/16" thick, 1" long (2 used)	230 to 372	1 oz.
K 600	No. 20 Woodruff key, 7/32" thick, 1-1/4" long	230 to 372	1 oz.
K 613	Grease fitting, 1/8" pipe thread, 30 degree elbow, (2 used), Order K 622	230 to 372	1 oz.
K 616	Grease fitting, 1/8" pipe thread, 67-1/2 degree elbow, Order K 623	230 to 372	1 oz.
K 622	Grease fitting, 1/8" pipe thread, 30 degree elbow, (2 used)	230 to 372	1 oz.
K 623	Grease fitting, 1/8" pipe thread, 67-1/2 degree elbow	230 to 372	1 oz.
K 655	Pipe coupling, 1/8"	230 to 372	1 oz.
K 660	Pipe nipple, 1/8" I. D., 8" long	230 to 372	3 oz.
K 851	Washer, 1-1/2" O. D., 15/16" I. D., 16 gauge (2 used), Order K 1768	230 to 332	1 oz.
K 877	Washer, 1-3/4" O. D., 1-1/8" I. D., 16 gauge, Order K 1868	230 to 332	1 oz.
K 1071	Spring cotter, 1/8" Dia., 3/4" long, Order 010214	230 to 372	1 oz.
K 1081	Spring cotter, 3/16" Dia., 1" long (2 used), Order 010229	230 to 372	1 oz.
K 1082	Spring cotter, 3/16" Dia., 1-1/4" long (2 used), Order 010230	230 to 372	1 oz.
K 1108	Spring cotter, 5/16" Dia., 1-1/2" long, Order 010256	230 to 372	1 oz.
K 1156	Set screw, 3/8" Dia., 5/8" long, low head (2 used)	230 to 372	1 oz.
K 1768	Washer, 1-1/2" O. D., 25/32" I. D., 3/32" thick, (2 used)	334 to 372	1 oz.
K 1868	Washer, 1-3/4" O. D., 1-1/8" I. D., 16 gauge	334 to 372	1 oz.
010214	Cotter pin, 1/8 x 3/4"		
010229	Cotter pin, 3/16 x 1"		
010230	Cotter pin, 3/16 x 1-1/4"		
010256	Cotter pin, 5/16 x 1-1/2"		
201341	5-tooth feed sprocket		2-1/4
L 347	5 tooth feed sprocket, 1-1/16" bore. (2 used), Order 201341	230 to 372	2
L 383	Ratchet wheel, 1-1/16" bore	230 to 372	12-1/4
L 469	Feed bearing, right, 1-1/16" bore	230 to 372	2
	Bolt, machine, 5/8 x 1-1/4" with lock washer (2 used)		
L 470	Feed bearing, left, 1-1/16" bore	230 to 372	2
	Bolt, machine, 3/8 x 1-1/4" with lock washer (2 used)		
L 473	5 tooth idler sprocket (2 used)	230 to 372	1-1/2
L 481A	Feed arm complete with pawl and spring	230 to 372	7
L 498	Angle feed bearing, 1-1/16" bore	230 to 372	3/4
311 SA	Feed pawl, 1/4 x 1-1/4" flat, 5-3/4" long	230 to 372	3/4
AA444 S	Conveyor bar with attachment, links, 1-3/8 x 1 x 5/32" angle, 36-1/4" long, overall (16 used)	230 to 372	3-1/2
926 S	Angle feed bearing plate	230 to 340	3/4
	Rivet, oval head, 3/8 x 3/4" (2 used)		
939 S	Conveyor slide complete, 1/8 x 3" flat, 3-11/16" long (2 used)	230 to 372	3/4
	Bolt, machine, 5/16 x 3/4" with lock washer (2 used)		
954 SA	Conveyor tightener with studs, right, 2-1/2 x 1-1/2 x 3/16" angle, 9" long	230 to 372	3
955 SA	Conveyor tightener with studs, left, 2-1/2 x 1-1/2 x 3/16" angle, 9" long	230 to 372	3
975 S	Feed shaft brace, 1/4 x 1-1/2" flat, 22-1/2" long, Order 0852 SRA	230 to 372	2-1/2
	Bolt, machine, 7/16 x 1" with lock washer		
1039 S	Clamp strap for idler, 3/16 x 1-1/4" flat, 8" long (2 used) Order 1412 S	230 to 317	1
	Bolt, carriage, 7/16 x 1-1/4" with lock washer (2 used)		
1067 S	Shaft, 1-1/16" Rd., 47" long	230 to 372	11-3/4
1067 SA	Shaft complete with (2) 201341 sprockets	230 to 372	15-1/2
1345 S	Washer, 1-5/8" O. D., 15/16" I. D., 1/4" thick, Order 1585 S	230 to 323	1/4
1412 S	Clamp strap for idler, 3/16 x 1" flat, 8" long	230 to 372	1/2
1439 S	Extension spring, 5/8" O. D., 2-1/4" long, overall, 20 coils	230 to 372	2 oz.
1499 S	Feed pawl stud, 7/8" O. D., 2-17/32" long	230 to 323	1/4
1556 S	Stud for feed arm and pawl, 7/8" Dia., 2-3/4" long, (2 used)	230 to 325	1/4
1585 S	Feed pawl spacer, 1-1/4" O. D., 7/16" long	326 to 372	1/4
1625 SA	Conveyor chain with No. 67 steel chain and AA 444 S bar; 176 No. 67 plain links; 16 No. 67 ARS and 16 No. 67 ALS attachment links; 8 bars each followed by 6 plain links and 8 bars each followed by 5 plain links. Order 0895 SRA	230 to 372	103
	Angle feed bearing plate	341 to 372	3/4
1641 S	Rivet, oval head, 3/8 x 3/4", (2 used)		
0895 SRA	Conveyor chain assembly with (13) AA444S bar, (182) No. 67 steel links, (13) ARS and (13) ALS attachment links, Assemble (1) bar followed by (7) plain links for (13) consecutive units		

189 total lbs.

FEED MECHANISM MODEL 12 AND NO. 12 A



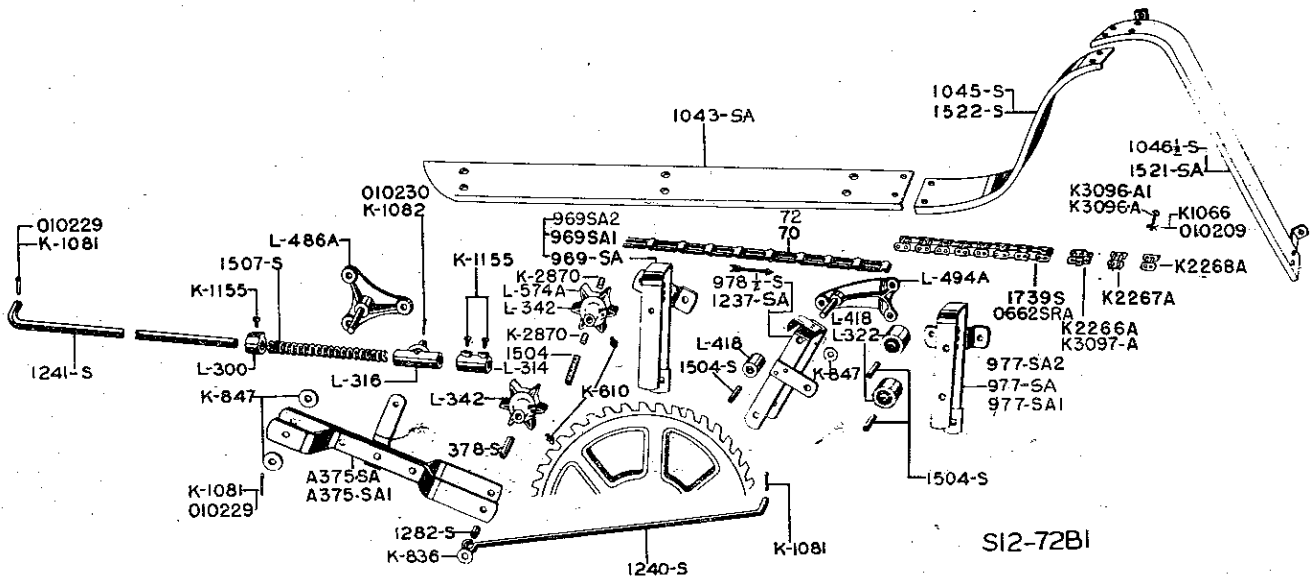
Part No.	Description	Lot No. All Incl.	Wt. Lbs.
K 606	Grease fitting, 1/8" pipe thread, straight, Order K 621.	230 to 372	1 oz.
K 615	Grease fitting, 1/8" pipe thread, 45 degree elbow. (2 used)	230 to 372	1 oz.
K 618	Grease fitting, 1/8" pipe thread, 90 degree elbow, Order K 624.	230 to 372	1 oz.
K 621	Grease fitting, 1/8" pipe thread, straight. [Not illustrated].	230 to 372	1 oz.
K 624	Grease fitting, 1/8" pipe thread, 90 degree elbow.	230 to 372	1 oz.
K 851	Washer, 1-1/2" O. D., 15/16" I. D., 16 gauge (2 used), Order K1768.	230 to 332	1 oz.
K 1067	Spring cotter, 3/32" Dia., 3/4" long. Order 010210.	230 to 372	1 oz.
K 1072	Spring cotter, 1/8" Dia., 1" long. Order 010215.	230 to 372	1 oz.
K 1081	Spring cotter, 3/16" Dia., 1" long. Order 010229.	230 to 372	1 oz.
K 1082	Spring cotter, 3/16" Dia., 1-1/4" long (4 used). Order 010230.	230 to 372	1 oz.
K 1155	Set screw, 3/8" Dia., 5/8" long (2 used).	230 to 372	1 oz.
K 1768	Washer, 1-1/2" O. D., 25/32" I. D., 3/32" thick.	334 to 372	1 oz.
010210	Cotter pin, 3/32 x 3/4"		
010215	Cotter pin, 1/8 x 1"		
010229	Cotter pin, 3/16 x 1"		
010230	Cotter pin, 3/16 x 1-1/4"		
L 302	Retention pawl, short.	230 to 372	1/2
L 304	Retention pawl, long.	230 to 372	1/2
L 314	Double set collar.	230 to 372	1/2
L 316	Slide collar.	230 to 372	1/2
L 383	Ratchet wheel, 1-1/16" bore.	230 to 372	12-1/4
L 472	Auxiliary feed arm bearing with rivets.	230 to 372	2
L 472A	Rivet, wagon box head, 3/8 x 3" (2 used).		
L 474	Auxiliary feed arm complete with arms, roller and spring	230 to 372	9-3/4
L 474A	Upper insert for feed arm tube.	230 to 372	1-1/4
L 478A	Rivet, oval head, 1/4 x 1-3/4"		
L 478A	Auxiliary feed arm post with pin.	230 to 372	3
L 479	Bolt, carriage, 3/8 x 1-3/4"		
L 479	Bolt, carriage, 3/8 x 2" (2 used).		
L 480	Roller for feed arm. Order L 515 with 1330 S and 1331 S	230 to 243	1-3/4
L 480	Lower insert for feed arm tube.	230 to 372	1-1/4
L 481A	Rivet, oval head, 1/4 x 1-3/4"		
L 481A	Feed arm complete with pawl and spring.	230 to 372	7
L 495A	Retention pawl support with pin.	230 to 253	1-1/2
L 515	Bolt, carriage, 3/8 x 1-1/2" (3 used).		
L 515	Roller for feed arm.	248 to 372	1-3/4
L 532A	Retention pawl support with pin.	262 to 372	1-1/2
L 532A	Bolt, carriage, 3/8 x 1-1/2" (3 used).		
940 S	Feed hanger arm, 1/4 x 1-3/4" flat, 16-1/2" long.	230 to 243	2-3/4
965 S	Bushing, 7/8" O. D., (.870"), 1-15/16" long. Also used in feed roller. Lots 230 to 243 only.	230 to 372	1/4
966 SA	Bolt, machine, 1/2 x 3-1/4" with lock washer		
966 SA	Feed mechanism connecting tube.	230 to 372	5-3/4
1016 S	Feed rod, 9/16" Rd., 92-3/4" long.	230 to 372	6-1/2

FEED MECHANISM—Continued

MODEL 12 AND NO. 12A

Part No.	Description	Lot No. All Incl.	Wt. Lbs.
1068-1/2 S	Auxiliary feed arm shield.....	230 to 243	3-1/4
1070 SA	Bolt, machine, 5/16 x 3/4" with lock washer.....	230 to 372	5-1/2
1072 S	Distributor chain shield.....	230 to 372	1-1/4
1073 SA	Bolt, machine, 5/16 x 3/4" with lock washer.....	230 to 372	5-1/2
1232 S	Shield connecting distributor and ratchet wheel shields, 14" long.....	243 to 372	1
1328 S	Ratchet wheel shield.....	248 to 372	2-3/4
A1328 S	Bolt, carriage, 1/4 x 1/2" with lock washer (4 used).....	248 to 372	2-3/4
1329 SA	Feed hanger arm, 1/4 x 1-3/4 x 16-1/2" long.....	248 to 372	4
1330 S	Auxiliary feed arm shield.....	248 to 372	1/4
1331 S	Bolt, machine, 5/16 x 3/4" with lock washer.....	248 to 372	1/4
1435 S	Feed hanger arm with stud, 1/4 x 1-3/4 x 16-1/2" long.....	230 to 372	1/4
1440 S	Compression spring, 1.307" O. D., 2-3/4" long, 5 coils.....	262 to 372	1 oz.
1512 S	Torsion spring.....	230 to 372	1/4
	Extension spring with bolt, 7/8" O. D., 5-1/2" long, overall, 39 coils.....		

MAIN DRIVE



MAIN DRIVE—Continued
MODEL 12 AND NO. 12A

Part No.	Description	Lot No. All Incl.	Wt. Lbs.
70	Steel chain link (complete chain 71 links).....	230 to 372	2 oz.
72	Steel chain link, complete chain 71 links.....		2 oz.
K 610	Grease fitting, 5/16" drive type (2 used).....	230 to 372	1 oz.
K 836	Washer, 1-3/8" O. D., 7/16" I. D., 16 gauge.....	230 to 372	1 oz.
K 847	Washer, 1-1/2" O. D., 21/32" I. D., 13 gauge.....	230 to 372	1 oz.
K 1081	Spring cotter, 3/16" Dia., 1" long (2 used). Order 010229.....	230 to 372	1 oz.
K 1082	Spring cotter, 3/16" Dia., 1-1/4" long. Order 010230.....	230 to 372	1 oz.
K 1155	Set screw, 3/8" Dia., 5/8" long (3 used).....	230 to 372	1 oz.
K 2266 A	Offset link assembly.....	354 to 372	3/4
K 2267 A	Pin link assembly.....	354 to 372	1/4
K 2268 A	Roller link assembly.....	354 to 372	1/4
K 2870	Bearing fiber, 7/8" O. D., 5/8" I. D., 1" long.....	369 to 372	
K 3096A	Pin and cotter key. Order K 3096A1.....		
K 3096A1	Pin and cotter key.....		
K 3097A	Detachable link.....		
010229	Cotter pin, 3/16 x 1".....		
010230	Cotter pin, 3/16 x 1-1/4".....		
L 300	Single set collar.....	230 to 372	1/4
L 314	Double set collar with set screws.....	230 to 372	1/2
L 316	Slide collar.....	230 to 372	1/2
L 322	Straddler roller (2 used).....	230 to 372	1-3/4
L 342	Bolt, machine, 3/8 x 3-3/4" with lock washer (2 used)..... 6 tooth idler sprocket (2 used).....	230 to 372	1-3/4
L 418	Bolt, machine, 3/8 x 3-3/4" with lock washer..... Bolt, carriage, 3/8 x 4" with lock washer when used in A 375 SA1 drive arm. Roller for auxiliary drive arm.....	230 to 372	1
L 486A	Bolt, machine, 3/8 x 3-1/2" with lock washer..... Drive arm post with pin.....	230 to 372	2-3/4
L 494A	Bolt, carriage, 3/8 x 1-1/2"..... Bolt, carriage, 3/8 x 1-3/4" (2 used)..... Auxiliary drive arm post with pin.....	233 to 372	3
L 574A	Bolt, carriage, 3/8 x 1-1/2"..... Bolt, carriage, 3/8 x 1-3/4" (2 used)..... 5 tooth sprocket with 2 K 2870 bushings.....	369 to 372	
A375 SA	Drive arm complete with sprocket. Order A375 SA1.....	230 to 372	7-1/4
A375 SA1	Drive arm complete with sprocket.....		
378 S	Bushing, 19/32" O. D., 2-5/16" long.....	230 to 372	1 oz.
969 SA	Front chain straddler with bracket. Order 969 SA2.....	230 to 372	3
969 SA1	Bolt, carriage, 3/8 x 1-1/2" (3 used)..... Front chain straddler with bracket. Order 969 SA2.....	354 to 372	3
969 SA2	Bolt, carriage, 3/8 x 1-1/2" (3 used).....		
977 SA	Front chain straddler with bracket.....	369 to 372	
977 SA2	Rear chain straddler with bracket. Order 977 SA2.....	230 to 372	3
978-1/2 S	Bolt, carriage, 3/8 x 1-1/2" (3 used).....		
1043 SA	Rear chain straddler with bracket..... Auxiliary drive arm.....	230 to 232	3
1045 S	Drive chain shield, 4 x 41" long, 18 gauge..... Bolt, carriage, 5/16 x 1-1/4" (3 used).....	230 to 372	3
1046-1/2 S	Shield connecting drive chain and upper cylinder chain shields..... Bolt, oven head, 1/4 x 1/2" with lock washer (4 used)..... Upper cylinder chain shield, 4 x 30" long, 18 gauge.....	230 to 283	1-1/4
★ 1234 S	Bolt, oven head, 5/16 x 3/4" with lock washer..... Bolt, carriage, 3/8 x 1-3/4"..... Auxiliary drive arm post with pin (Not illustrated).....	230 to 283	1-3/4
1237 SA	Bolt, carriage, 3/8 x 1-1/2" (4 used)..... Auxiliary drive arm.....	230 to 232	2-1/2
1240 S	Auxiliary drive arm.....		
1241 S	Auxiliary drive rod, 1/2" Rd., 33-1/8" long.....	233 to 372	3
1282 S	Drive rod, 9/16" Rd., 63-1/4" long.....	233 to 372	2
1504 S	Bushing, 19/32" O. D., 9/16" long.....	233 to 372	4-1/2
1507 S	Bushing, 19/32" O. D., 2-7/16" long (4 used).....	230 to 372	1 oz.
1521 SA	Compression spring, 7/8" O. D., 7" long, 23 coils..... Upper cylinder chain shield, 4 x 33-1/2" long, 18 gauge.....	230 to 372	1 oz.
1522 S	Bolt, oven head, 5/16 x 3/4" with lock washer..... Bolt, carriage, 3/8 x 1-3/4".....	288 to 372	1/4
1739 S	Shield connecting drive chain and upper cylinder chain shields..... Bolt, oven head, 1/4 x 1/2" with lock washer (4 used).....	288 to 372	1-1/4
0662 SRA	Main drive chain, No. 770 tubular type. (Complete chain, 71 pitches). Order 0662 SRA.....	354 to 372	24
0662 SRA	Main drive chain No. 672 pintle type, 71 pitches.....		

★ Not available.