

REPAIR PARTS LIST

No. S-51

FOR

New Idea Models 10, 11, 12 and 14

Also Nos. 10A, 12A and 14A

MANURE SPREADERS

EFFECTIVE JANUARY 1, 1964

THIS LIST SUPERCEDES ALL PREVIOUS LISTS

NEW IDEA
FARM EQUIPMENT COMPANY
COLDWATER, OHIO

DIVISION **Arco** DISTRIBUTING CORPORATION

DIRECTIONS FOR ORDERING

The following pages contain parts list and illustrations of "exploded" views of the various units so that part wanted may be easily located.

DO NOT ORDER REPAIR PARTS FROM ILLUSTRATIONS ONLY; ALSO REFER TO THE DESCRIPTION OF THE PART:

Standard bolts, nuts and rivets having no should number, be ordered by size.

Always order repairs by number and give the description of the part, where used and whether it is a right or left hand part. Right or left parts can be determined by standing back of the machine looking in the direction of travel and then parts on the right are right hand parts and those on the left are left hand parts. Also give the lot and serial number which will be found stamped on a small metal plate attached near front end of right side. Always order repairs from the NEW IDEA Dealer from whom you purchased this machine and be assured of getting genuine NEW IDEA repairs. In order to keep your NEW IDEA machine performing at its highest efficiency, always insist on genuine repairs. NEW IDEA repairs are made from the same patterns and are of the same high quality material and workmanship as the original guaranteed to fit. Specify shipping instructions.

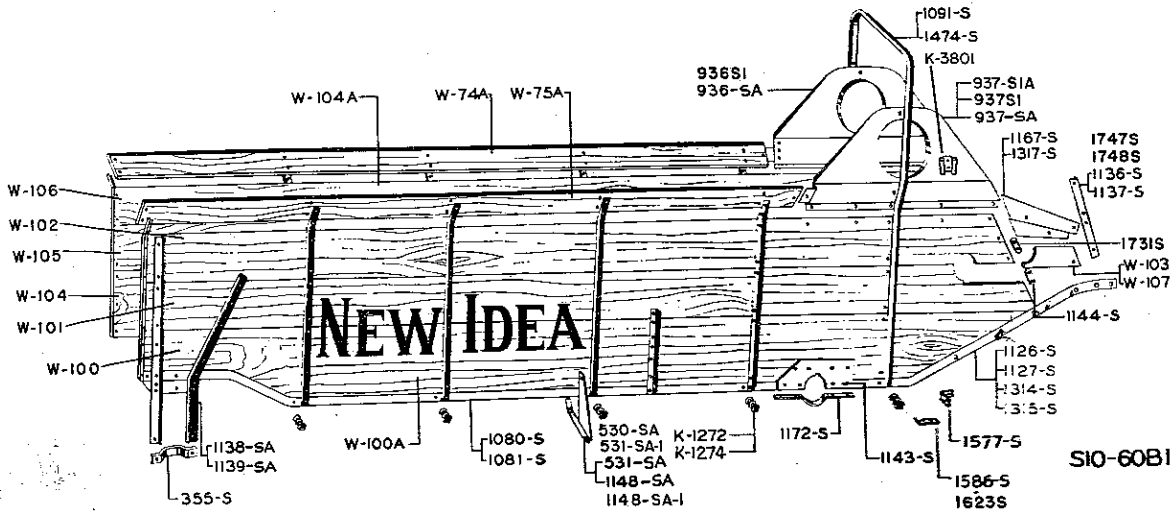
We reserve the right to change specifications or design at any time without incurring the obligation to install such changes on machines previously manufactured.

Where more than 1 part is used (in each group) it is so indicated in the description of the part.

INDEX TO MACHINES

	Page No.
Model 10 and No. 10A.....	5
Model 11.....	35
Model 12 and No. 12A.....	58
Model 14 and No. 14A.....	84
<hr/>	
Numerical Index of Parts.....	108

SIDES AND ARCH MODEL 10 AND NO. 10A



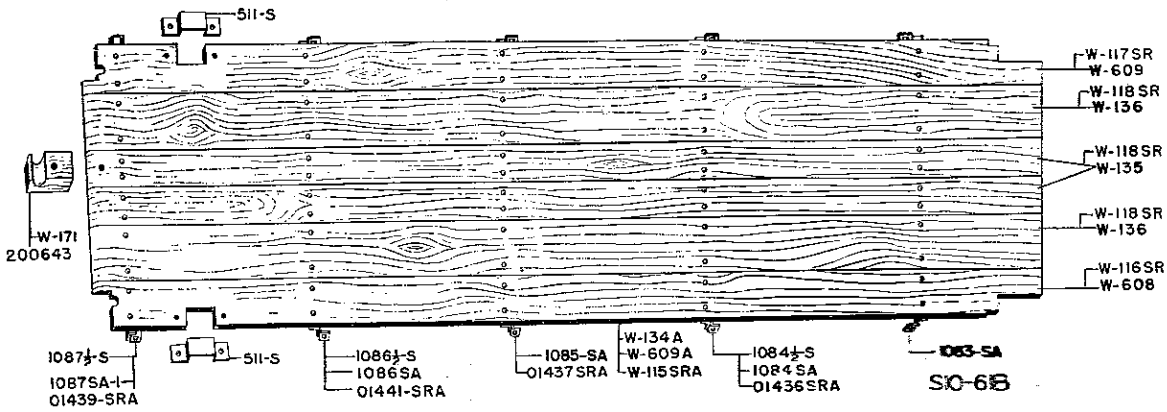
Part No.	Description	Lot No. All Incl.	Wt. Lbs.
K 1272	Bolt for attaching sides to bottom, 1/2" Dia., 1" long. Special carriage. (10 used)—Lots 234 to 308. (9 used)—Lots 311 to —	234 to —	2 oz.
K 1274	Bolt for attaching side to bottom, 1/2" Dia., 1-1/4" long. Special carriage. Left side second from rear only.	311 to —	2 oz.
K 3801	Light bracket	423 to —	2 oz.
355 S	Rivet, truss head, 1/4 x 7/16"		
	Rivet, truss head, 3/16 x 3/8"		
531 SA	Pivot axle guide tie strap, 1-1/4 x 1/2 x 1/8" channel, 6-1/4" long (2 used)	234 to —	1-1/4
531 SA1	Bolt, machine, 3/8 x 7/8" with lock washer (2 used)	234 to 367	4-1/2
	Side brace complete, left. Order 531 SA1	376 to —	
	Side brace, complete, left.		
936 SA	Bolt, machine, 3/8 x 7/8" with lock washer (2 used)		
	Bolt, machine, 1/2 x 1" with lock washer		
	Upper cylinder shield, right. Order 936 S1	234 to 336	5-1/2
	Bolt, carriage, 5/16 x 1-1/4" (5 used)		
	Bolt, stove, oven head, 5/16 x 3/4" with lock washer		
	Bolt, stove, oven head, 5/16 x 7/8" with lock washer		
936 S1	Upper cylinder shield, right	342 to —	5-1/2
	Bolt, carriage, 5/16 x 1-1/4" (5 used)		
	Bolt, stove, oven head, 5/16 x 3/4" with lock washer		
	Bolt, stove, oven head, 5/16 x 7/8" with lock washer		
937 SA	Upper cylinder shield, left. Order 937 S1A	234 to 336	5-1/2
	Bolt, carriage, 5/16 x 1-1/4" (5 used)		
	Bolt, stove, oven head, 5/16 x 3/4" with lock washer		
	Bolt, stove, oven head, 5/16 x 7/8" with lock washer		
937 S1	Upper cylinder shield, left. Order 937 S1A	342 to 404	5-1/2
937 S1A	Upper cylinder shield, left	423 to —	5-1/2
	Bolt, carriage, 5/16 x 1-1/4" (5 used)		
	Bolt, stove, oven head, 5/16 x 3/4" with lock washer		
	Bolt, stove, oven head, 5/16 x 7/8" with lock washer		
1080 S	Front main side angle, right, 1-3/4 x 1-1/4 x 3/16" angle, 106-13/16" long	234 to —	16
1081 S	Front main side angle, left, 1-3/4 x 1-1/4 x 3/16" angle, 106-13/16" long	234 to —	16
1091 S	Arch, 1-3/4 x 1 x 3/16" angle, 121-1/2" long. Order 1474 S	234 to 264	17
	Bolt, carriage, 5/16 x 1-1/4" (10 used)		
	Bolt, carriage, 5/16 x 1-1/2" (2 used)		
	Bolt, machine, 3/8 x 7/8" with lock washer (2 used)		
1126 S	Rear main side angle, 1-3/4 x 1-1/4 x 3/16" angle, 46-5/16" long	234 to 244	6-1/4
	Rivet, oval head, 3/8 x 7/8" (2 used)		
1127 S	Rear main side angle, 1-3/4 x 1-1/4 x 3/16" angle, 46-5/16" long	234 to 244	6-1/4
	Rivet, oval head, 3/8 x 7/8" (2 used)		
1136 S	Rear end angle on side, right, 1-3/8 x 1 x 5/32" angle, 14-5/8" long	234 to 355	1-1/2
	Bolt, carriage, 5/16 x 1-1/4"		
	Bolt, carriage, 5/16 x 1-1/2"		
	Bolt, carriage, 3/8 x 1-1/2" (2 used)		
1137 S	Rear end angle on side, left, 1-3/8 x 1 x 5/32" angle, 14-5/8" long	234 to 355	1-1/2
	Bolt, carriage, 5/16 x 1-1/4"		
	Bolt, carriage, 5/16 x 1-1/2"		
	Bolt, carriage, 3/8 x 1-1/2"		
	Bolt, carriage, 3/8 x 1-3/4"		
1138 SA	Pivot axle guide, complete, right	234 to —	11

SIDES AND ARCH-Continued

MODEL 10 AND NO. 10A

Part No.	Description	Lot No. All Incl.	Wt. Lbs.
1139 SA	Pivot axle guide, complete, left.....	234 to —	11
1143 S	Rear axle bearing plates, 1/4 x 5" flat, 11-5/8" long (2 used).....	234 to —	4-1/4
1144 S	Reinforcement plate, at rear end of sides, 1-1/16 x 4" long, 14 gauge (2 used).....	234 to —	1/4
	Bolt, carriage, 3/8 x 1-1/2" (2 used).....		
1148 SA	Side brace, complete, right. Order 1148 SA1.....	234 to 367	4-1/2
1148 SA1	Side brace, complete, right.....	376 to —	4-1/2
	Bolt, machine, 3/8 x 7/8" with lock washer (2 used).....		
	Bolt, machine, 1/2 x 1" with lock washer.....		
1167 S	Filler shield for left side angle.....	234 to 244	1
	Bolt, machine, 5/16 x 3/4" with lock washer (2 used).....		
	Bolt, machine, 3/8 x 1" with lock washer.....		
1172 S	Rear axle bearing straps, 5/16 x 1-1/4" flat, 16-1/4" long (2 used).....	234 to —	1-3/4
	Bolt, machine, 3/8 x 1" with lock washer (3 used).....		
1314 SA	Rear main side angle, right, 1-3/4 x 1-1/4 x 3/16" angle, 44-15/16" long.....	245 to —	6-3/4
	Rivet, oval head, 3/4 x 7/8" (2 used).....		
	Bolt, machine, 3/8 x 1-1/2", with 2 hexagon nuts.....		
1315 S	Rear main side angle, left, 1-3/4 x 1-1/4 x 3/16" angle, 44-15/16" long.....	245 to —	6-3/4
	Rivet, oval head, 3/4 x 7/8" (2 used).....		
1317 S	Filler shield for left side angle.....	245 to —	1
	Bolt, machine, 5/16 x 3/4" with lock washer (2 used).....		
	Bolt, machine, 3/8 x 1" with lock washer.....		
1474 S	Arch, 1-3/8 x 1 x 3/16" angle, 125-3/4" long.....	265 to —	14-3/4
	Bolt, carriage, 5/16 x 1-1/4" (10 used).....		
	Bolt, carriage, 5/16 x 1-1/2" (2 used).....		
	Bolt, machine, 3/8 x 7/8" with lock washer (2 used).....		
1577 S	Lubrication bracket, 3/16 x 1-1/4" flat, 3-3/8" long (2 used).....	311 to —	1/4
	Bolt, machine, 3/8 x 7/8" with lock washer.....		
1586 S	Oil line support clip, .060 x 1-5/16" flat, 1-1/2" long. Order 1623 S.....	311 to 315	2 oz.
1623 S	Oil line support clip (2 used).....	319 to —	2 oz.
1731 S	Reinforcing strap, upper, 5/64 x 1" flat.....	367 to —	1/4
1747 S	Rear end angle on side, right, 4-1/4" long.....	367 to —	1-1/2
1748 S	Rear end angle on side, left, 4-1/4" long.....	367 to —	1-1/2
W 74A	Flare board with angle top rail, right, 4-7/16 x 104" long.....	234 to —	14
	Bolt, carriage, 1/4 x 1-1/4" (2 used).....		
	Bolt, carriage, 5/16 x 1-1/4" (8 used).....		
W 75A	Flare board with angle top rail, left, 4-7/16 x 104" long.....	234 to —	14
	Bolt, carriage, 1/4 x 1-1/4" (2 used).....		
	Bolt, carriage, 5/16 x 1-1/4" (8 used).....		
W 100	Left lower side board.....	W234 to —	
	Rivet, truss head, 5/16 x 1-3/16".....		
W 100A	Side complete, left. Specify lot number.....	234 to —	92
W 101	Left center side board.....	W234 to —	
	Rivet, truss head, 5/16 x 1-3/16".....		
W 102	Left top side board.....	W234 to —	
	Rivet, truss head, 5/16 x 1-3/16".....		
W 103	Filler piece for rear end of side, left.....	W234 to —	
W 104	Right lower side board.....	W234 to —	
	Rivet, truss head, 5/16 x 1-3/16".....		
W 104A	Side complete, right. Specify lot number.....	234 to —	92
W 105	Right center side board. Order W 101.....	W234 to —	
	Rivet, truss head, 5/16 x 1-3/16".....		
W 106	Right top side board.....	W234 to —	
	Rivet, truss head, 5/16 x 1-3/16".....		
W 107	Filler piece for rear end of side, right.....	W234 to —	

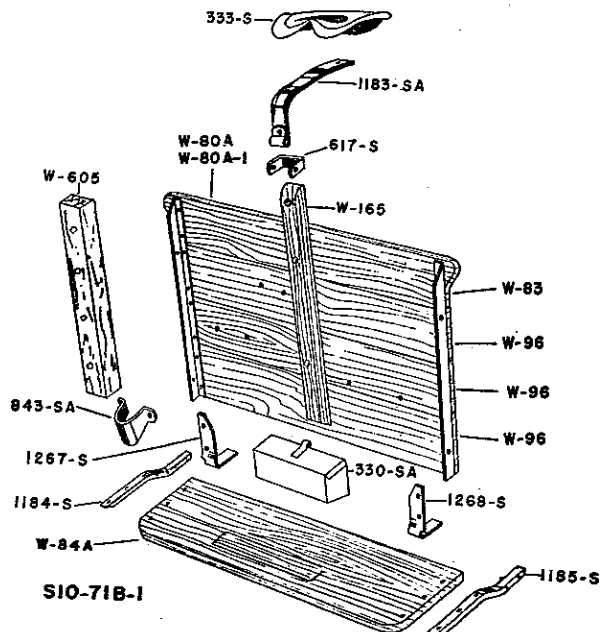
BOTTOM MODEL 10 AND NO. 10A



Part No.	Description	Lot No. All Incl.	Wt. Lbs.
511 S	Rear axle bearing cover, 2-5/8 x 8-5/8" long, 14 gauge (2 used)	234 to 324	1/2
1083 SA	Bolt, carriage, 5/16 x 1-1/4" Front cross angle with end brackets, 1-3/4 x 1-1/4 x 3/16" angle. 36-1/2" long Order 01440 SRA.	234 to 404	5-3/4
1084 SA	Rivet, W. B. head, 1/4" x 1-3/16" [12 used]. Second from front cross angle with end brackets, 1-3/4 x 1-1/4 x 3/16" angle, 36-13/16" long. Order 01436 SRA.	234 to 404	5-3/4
1085 SA	Rivet, W. B. head, 1/4 x 1-3/16" [12 used]. Third from front cross angle with end brackets, 1-3/4 x 1-1/4 x 3/16" angle, 37-3/16" long. Order 01437 SRA.	234 to 404	5-3/4
1086 SA	Rivet, W. B. head, 1/4 x 1-3/16" [12 used]. Fourth from front cross angle with end brackets, 1-3/4 x 1-1/4 x 3/16" angle, 37-9/16" long.	234 to 404	5-3/4
1087 SA	Rivet, W. B. head, 1/4 x 1-3/16" [12 used]. Rear cross angle with end brackets, 1-3/4 x 1-3/4 x 3/16" angle, 38-13/16" long.	234 to 404	6
1087 SA-1	Rear Cross angle with end brackets, 1-3/4 x 1-3/4 x 3/16" angle, 38-13/16" long [Order 1087 SA].	349 to 355	6
01436 SRA	Rivet, W. B. head, 1/4 x 1-3/16" [12 used]. Second from front cross angle with end brackets, 1-3/4 x 1-1/4 x 3/16" angle, 36-13/16" long.	423 to —	5-3/4
01437 SRA	Third from front cross angle with end brackets, 1-3/4 x 1-1/4 x 3/16" angle, 37-3/16" long.	423 to —	5-3/4
01439 SRA	Rear cross angle with end brackets, 1-3/4 x 1-1/4 x 3/16" angle, 38-13/16" long.	423 to —	6
01440 SRA	Front cross angle with end brackets, 1-3/4 x 1-1/4 x 3/16" angle, 36-1/2" long.	423 to —	5-3/4
01441 SRA	Fourth from front cross angle with end brackets, 1-3/4 x 1-1/4 x 3/16" angle, 37-9/16" long.	423 to —	5-3/4
W 115 SRA	Bottom, complete.	423 to —	100
W 116 SR	Outside bottom board, right. Rivet, truss head, 1/4 x 1-3/16" (9 used). Rivet, truss head, 5/16 x 1-3/8", (3 used).	423 to —	11
W 117 SR	Outside bottom board, left. Rivet, truss head, 1/4 x 1-3/16", (9 used). Rivet, truss head, 5/16 x 1-3/8", (3 used).	423 to —	11
W 118 SR	Center board, (5 used). Rivet, truss head, 1/4 x 1-3/16", (7 used).	423 to —	12
W 134A	Bottom complete. Order W 115 SRA.	234 to 324	116
W 135	Right and left bottom board center. Rivet, W. B. head, 1/4 x 1-3/16", (10 used).	234 to 404	
W 136	Right and left bottom board inner, (2 used). Rivet, W. B. head, 1/4 x 1-3/16", (10 used).	234 to 404	
W 171	Center feed shaft bearing, 1-7/8 x 2-7/8 x 2-1/4" long. Order 200643. Bolt, carriage, 5/16 x 3"	234 to —	1
W 608	Bottom board, right outer. Rivet, W. B. head, 1/4 x 1-3/16", (10 used).	330 to 404	
W 609	Bottom board, left outer. Rivet, W. B. head, 1/4 x 1-3/16", (10 used).	330 to 404	
W 609A	Bottom, complete. Order W 115 SRA.	330 to 404	116
200643	Feed shaft support, 1-7/8 x 2-5/8 x 3"	441 to —	

ENDGATE AND FOOTBOARD

MODEL 10 AND NO. 10A

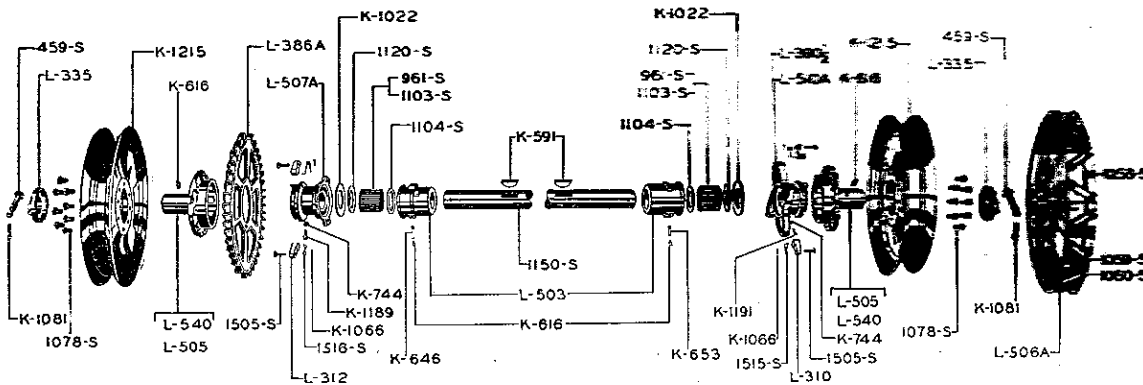


Part No.	Description	Lot No. All Incl.	Wt. Lbs.
★ K 632	Grease gun. Not illustrated.	234 to 308	1-3/4
K 1279	Oil can.	234 to 308	1
330 SA	Tool box.	234 to 324	3-1/2
333 S	Bolt, carriage, 1/4 x 1-1/4" (2 used).		
Seat			
A 570 S	Bolt, carriage, 3/8 x 1" with lock washer.	234 to —	4-1/2
617 S	Grease gun holder.	234 to 308	1/4
843 SA	Bolt, carriage, 1/4 x 1-1/4" (2 used).		
1183 SA	Seat post straddler, 5/16 x 1-1/2" flat, 9-1/4" long.	234 to —	1-1/4
1184 S	Bolt, carriage, 3/8 x 2"		
1185 S	Oil can holder.	234 to 315	1-1/4
1267 S	Bolt, carriage, 1/4 x 1-1/4" (2 used).		
1268 S	Seat iron complete, 3/8 x 3" flat, 19-1/2" long.	234 to —	6-3/4
W 80A	Bolt, machine 1/2 x 4-1/4"		
W 80A 1	Footboard support, right, 1-3/4 x 1-1/4 x 3/16" angle, 23-1/4" long.	234 to —	3-1/2
W 83	Bolt, carriage, 5/16 x 1-1/4" (3 used).		
W 84A	Footboard support, left, 1-3/4 x 1-1/4 x 3/16" angle, 23-1/4" long.	234 to —	3-1/2
W 96	Bolt, carriage, 5/16 x 1-1/4" (3 used).		
W 165	Conveyor chain slide, right, 3/16 x 2-3/4" flat, 11-1/16" long.	234 to —	1-1/2
W 605	Bolt, carriage, 5/16 x 1-1/2" (2 used).		
	Conveyor chain slide, left, 3/16 x 2-3/4" flat, 11-1/16" long.	234 to —	1-1/2
	Bolt, carriage, 5/16 x 1-1/2" (2 used).		
	Endgate complete. Order W80A 1.	234 to 308	22
	Bolt, machine, 3/8 x 1-1/2" (4 used).		
	Endgate, complete.	311 to —	
	Bolt, machine, 3/8 x 1-1/2" (4 used).		
	Endgate, top board.	234 to —	
	Footboard.	234 to —	
	Lower three endgate boards.	W234 to —	
	Seat post, 1-1/2 x 3 x 24-1/4" long	234 to —	
	Bolt, carriage, 3/8 x 2-3/4" (2 used).		
	Endgate post used when tractor drawn, 25/32 x 3" flat, 17-3/4" long.	330 to —	
	Bolt, carriage, 3/8 x 2-3/4" (4 used).		

★ Not available.

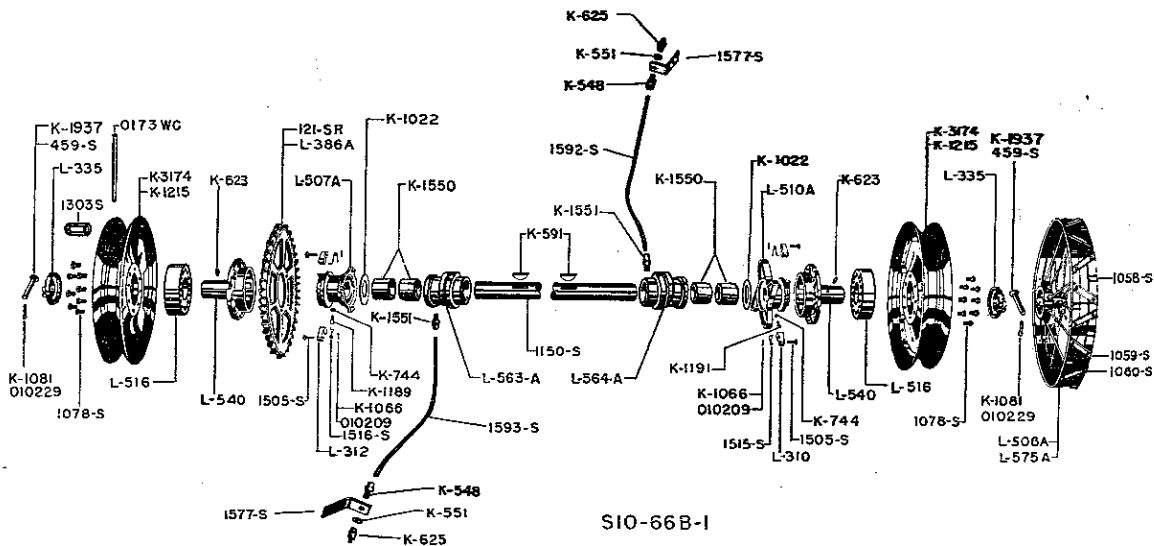
REAR AXLE

MODEL 10 AND NO. 10A



Model 10 Lots 234 to 308

S10-66B1



No. 10A Lots 311 to —

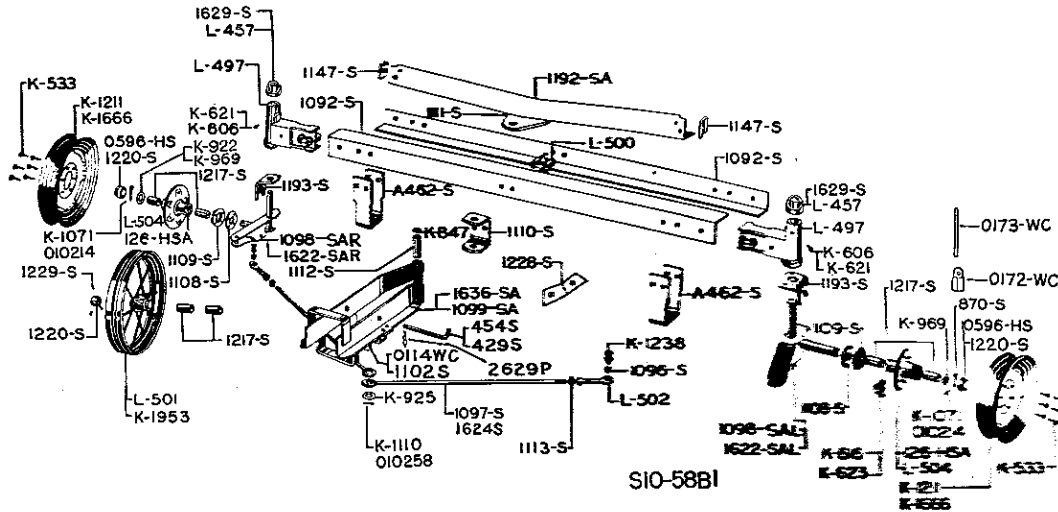
S10-66B-1

REAR AXLE—Continued

MODEL 10 AND NO. 10A

Part No.	Description	Lot No. All Incl.	Wt. Lbs.
K 548	Oil line fitting (No. 701A) complete with gland and nut (2 used).....	311 to —	2 oz.
K 551	Hexagon nut for oil line fitting (No. 111B), 9/16" O. D., 1/8" I. D. (2 used)	311 to —	1 oz.
K 591	No. 29 Woodruff key, 3/8" thick, 1-3/4" long (2 used).....	234 to —	1 oz.
K 616	Grease fitting, 1/8" pipe thread, 67-1/2 degree elbow (2 used), Order K 623...	234 to —	1 oz.
K 619	Grease fitting, 1/8" female pipe thread, Order K 625.....	311 to —	1 oz.
K 623	Grease fitting, 1/8" pipe thread, 67-1/2 degree elbow, (2 used).....	234 to —	1 oz.
K 625	Grease fitting, 1/8" female pipe thread.....	234 to —	1 oz.
K 646	Pipe nipple, 1/4" I. D., 2-1/2" long.....	234 to 308	1 oz.
K 653	Pipe nipple, 1/4" I. D., 1-1/4" long.....	234 to 308	1 oz.
K 744	Lock nut, 1/2" (2 used).....	234 to —	1 oz.
K 1022	Washer, 4" O. D., 2-1/16" I. D., 12 gauge (2 used).....	234 to —	1/4
K 1066	Spring cotter, 3/32" Dia., 1/2" long (4 used). Order 010209.....	234 to 423	1 oz.
K 1081	Spring cotter, 3/16" Dia., 1" long (2 used). Order 010229.....	234 to 423	1 oz.
K 1189	Set screw, 1/2" Dia., 1-1/4" long.....	234 to —	1 oz.
K 1191	Set screw, 1/2" Dia., 1-1/2" long.....	234 to —	1 oz.
K 1215	Disc wheel, 24" (2 used). Order K 3174.....	234 to 376	44
K 1550	Bronze steel backed bushing, 1-3/4" O. D., 2" long (4 used).....	311 to —	1/4
K 1551	Oil line connector fitting with gland and nut (2 used).....	311 to —	1 oz.
K 1937	Rear axle pin, 1/2 x 3" long, oval head [2 used].....	367 to —	1/4
K 3174	Disc wheel, 24" (2 used).....	383 to —	
L 310	Pawl for feed cam (2 used).....	234 to —	1/2
L 312	Pawl for sprocket hub (2 used).....	234 to —	1/2
L 335	Axle collar (2 used).....	234 to —	1
L 356A	36 tooth sprocket wheel. Order 121 SR.....	234 to 383	28
L 390-1/2	Bolt, machine, 1/2 x 1-3/4" with lock washer (3 used).....		
L 503	Feed cam with pawls and springs, 1-3/4" bore.....	234 to 237	17-1/2
L 505	Bearing housing, order (1); L 563 A and (1); 1593 SA, left or (1); L564 A and (1) 1592 SA (2 used).....	234 to 308	6-1/2
L 506 A	Wheel hub, 1-3/4" bore. Order L 540 (2 used).....	234 to 257	23
L 507 A	Steel wheel, 1-3/4" bore (2 used). Order L 575 A.....	234 to 376	115
L 510 A	Sprocket wheel hub, with pawls and springs, 1-3/4" bore.....	234 to —	15-1/2
L 516	Feed cam with pawls and springs, 1-3/4" bore.....	239 to —	19-1/2
L 540	Spacer ring for rubber tired rear wheel.....	234 to —	13
L 563 A	Wheel hub, 1-3/4" bore (2 used).....	260 to —	23
L 564 A	Axle bearing housing assembly with 2 K 1550 bushings, left.....	311 to —	8
L 575 A	Axle bearing housing assembly with 2 K 1550 bushings, right.....	311 to —	8
459 S	Steel wheel, 1-3/4" bore (2 used).....	383 to —	
961 S	Axle pin, 1/2" Dia., 2-3/4" long, oval head (2 used). Order K 1937.....	234 to 355	1/4
961-1/4 S	Roller for bearing (17 required) 3/8" (.368") Dia., 4-3/8" long.....	234 to 308	2 oz.
1058 S	Roller bearing complete, order (17) 961 S, (1) 1103 S, (1) 1104 S and (1) 1120S	234 to 308	2-1/4
1059 S	Short wheel cleat, 1-15/32 x 15/32 x 5/32" channel, 2" long (32 used).....	234 to —	1/4
1060 S	Rivet, oval head, 5/16 x 3/4" (2 used).....		
1078 S	Wheel cleat, right, 1-15/32 x 15/32 x 5/32" channel, 7-1/2" long (16 used).....	234 to —	3/4
1103 S	Rivet, oval head, 3/8 x 7/8" (2 used).....		
1104 S	Wheel cleat, left, 1-15/32 x 15/32 x 5/32" channel, 7-1/2" long (16 used).....	234 to —	3/4
1120 S	Rivet, oval head, 3/8 x 7/8" (2 used).....		
1150 S	Hub bolt, 9/16" Dia., 1-1/2" long (16 used).....	234 to —	2 oz.
1150-1, 2 S	Spacer roller for bearing, 5/16" Dia., 4-1/4" long.....	234 to 308	2 oz.
1303 S	Thrust washer, 2-31/64" O. D., 1-25/32" I. D., 16 gauge (2 used).....	234 to 308	1 oz.
1336 S	Bearing plug, 2-5/8" O. D., 1-25/32" I. D., 10 gauge (2 used).....	234 to 308	2 oz.
1505 S	Axle, 1-3/4" Rd., 69" long.....	234 to —	47
1515 S	Axle complete with 2 L 503 with bearings, 1 L 507 A and 1 L 510 A		
1516 S	Order 1150 SA.....	234 to 308	97-1/2
1577 S	Axle complete with 1 L 507A, 1 L 510A, 1 L 563A and 1 L 564A.....	311 to —	97-1/2
1592 S	Socket wrench.....	234 to 355	1/4
1592 SA	Bolt for L 516 spacer ring, 5/8" Dia., 1-3/4" long (Not illustrated) (16 used).....	234 to —	1/4
1593 S	Pin for pawls, 1/4" Dia., 1-7/8" long, W. B. head (4 used).....	234 to —	1 oz.
1593 SA	Torsion spring for feed cam (2 used).....	234 to —	1 oz.
121 SR	Torsion spring for sprocket wheel hub (2 used).....	234 to —	1 oz.
0173 WC	Lubrication bracket, 3/16 x 1-1/4" flat, 3-3/8" long (2 used).....	311 to —	1/4
010209	Bolt, machine, 3/8 x 7/8" with lock washer.....		
010229	Axle bearing oil line, 3/16" O. D., 12-3/16" long, right.....	311 to —	1/4
	Axle bearing oil line assembly, right, with K 548, K 551, K 625 and K 1551.....	311 to —	1/2
	Axle bearing oil line, 3/16" O. D., 13-3/8" long, left.....	311 to —	1/4
	Axle bearing oil line assembly, left, with K 548, K 551, K 625 and K 1551.....	311 to —	1/2
	36 tooth sprocket wheel.....	404 to —	
	Bolt, machine, 1/2 x 1-3/4" (3 used).....		
	Socket wrench handle.....	234 to 355	1/2
	Spring cotter, 3/32 x 1/2".....	441 to —	
	Spring cotter, 3/16 x 1".....	441 to —	

FRONT AXLE MODEL 10 AND NO. 10A

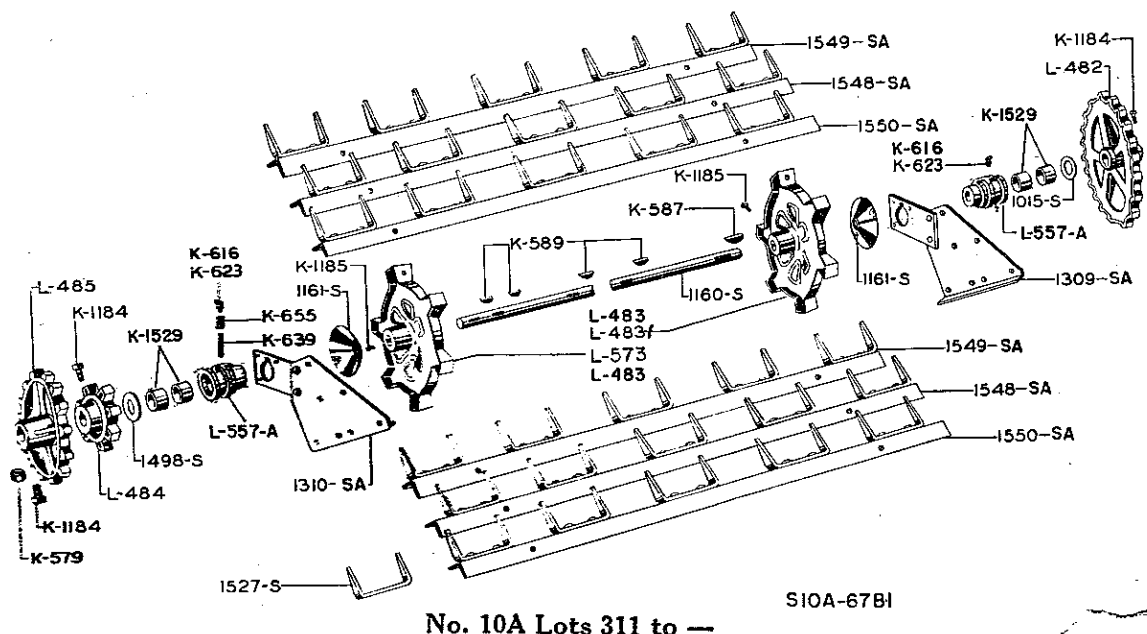
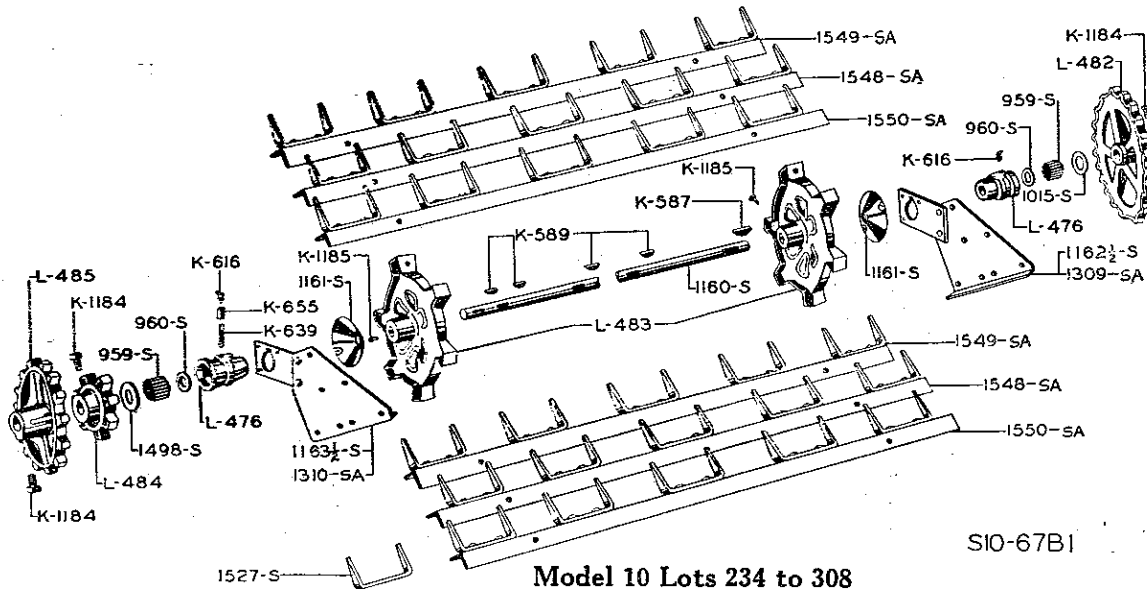


Part No.	Description	Lot No. All Incl	Wt. Lbs.
126 HSA	Hub for disc wheel with renewable bronze bushings and hub cap, (2 used)...	302 to —	12
0596 HS	Screw type hub cap, (2 used)...	302 to —	1/2
K 533	Cap screw, 9/16" Dia., 1-13/32" long, (12 used)...	234 to —	1 oz.
K 606	Grease fitting, 1/8" pipe thread, straight, (2 used), Order K 621...	234 to —	1 oz.
K 616	Grease fitting, 1/8" pipe thread, 67-1/2 degree elbow, (2 used), Order K 623.	234 to —	1 oz.
K 621	Grease fitting, 1/8" pipe thread, straight, (2 used)...	234 to —	1 oz.
K 623	Grease fitting, 1/8" pipe thread, 67-1/2 degree elbow, (2 used)...	234 to —	1 oz.
K 847	Washer, 1-1/2" O. D., 21/32" I. D., 13 gauge.	234 to —	1 oz.
K 922	Washer, 2-3/16" O. D., 1-13/16" I. D., 16 gauge.	234 to —	1 oz.
K 925	Washer, 2-1/4" O. D., 1-3/16" I. D., 5/32" thick.	234 to —	2 oz.
K 969	Washer, 2-9/16" O. D., 1-7/16" I. D., 16 gauge, (2 used)...	234 to 302	1 oz.
K 1071	Spring cotter, 1/8" Dia., 3/4" long (2 used). Order 010214.	234 to 423	1 oz.
K 1110	Spring cotter, 5/16" Dia., 2-1/4" long. Order 010258.	234 to 423	1 oz.
K 1211	Disc wheel, 16", (2 used).	234 to 383	18
K 1238	Special machine bolt, 5/8" Dia., 2" long. Order 5/8 x 2" hex head bolt.	234 to 376	2 oz.
K 1666	Disc wheel, 15", drop center.	311 to —	17-1/2
K 1953	Front wheel, less hub.	383 to —	—
L 457	Pivot axle cap, (2 used)...	234 to 315	3/4
	Bolt, machine, 5/16 x 2-3/4" with lock washer.	—	—
L 497	Axle casting, (2 used).	234 to —	6-3/4
	Rivet, csk. head, 3/8 x 2-3/4"...	—	—
	Rivet, oval head, 1/2 x 2-3/4"...	—	—
	Rivet, oval head, 1/2 x 3"...	—	—
L 500	Filler block.	234 to —	1-1/4
	Rivet, oval head, 1/2 x 3", (2 used)...	—	—
L 501	Front wheel with renewable bronze bushings, (2 used)...	234 to 376	53
L 502	Steering rod head, (2 used)...	234 to —	1
L 504	Hub for disc wheel with renewable bronze bushings, Order 126 HSA, (2 used)	234 to 297	12
2629 P	Spring clip.	234 to —	2 oz.
429 S	Pole pin, 9/16" Rd., 7-1/8" long, Order 454 S.	234 to 312	1/2
454 S	Pole pin, 5/8" Rd., 8-3/8" long, drilled.	349 to —	—
A462 S	Wearing plate, 3/16 x 3" flat, 13-5/8" long, (2 used)...	234 to —	2-1/4
870 S	Axle pin, 3/8" Dia., 1-3/4" long, (2 used)...	234 to —	2 oz.
1092 S	Axle angle, 3 x 2 x 3/16" angle, 49-9/16" long, (2 used)...	234 to —	12-1/2
1092 SA	Axle, complete, with 2 L 497, 1 L 500, 2 A462 S, 2 1092 S and 1 1110 S...	234 to —	48
1096 S	Bushing, 27/32" (.840) O. D., 47/64" long, (2 used)...	234 to —	1 oz.
1097 S	Steering rod, 3/4" Rd., 29" long. (2 used)...	234 to 342	3-1/2
1098 SAR	Pivot axle complete, right. Order 1622 SAR.	234 to 315	10-1/2
1098 SAL	Pivot axle complete, left. Order 1622 SAL.	234 to 315	10-1/2
1099 SA	Pole connection, complete, Order 1636 SA.	234 to 331	12-1/4
	Bolt, machine, 5/8 x 5-1/2" with lock washer.	—	—
1102 S	Stud for steering rod, 1-1/8" Dia., 2-5/8" long. Order 0114 WC.	234 to 342	1/4
1108 S	Washer, 4-1/4" O. D., 1-3/8" I. D., 3/16" thick, (2 used)...	234 to —	1/4
1109 S	Wheel seal, 4-1/4" Dia., (2 used).	234 to —	1/4
	Rivet, oval head, 1/4 x 3/4", (2 used)...	—	—
1110 S	Pole connection hinge, 5/16 x 3-1/4" flat, 9" long.	234 to —	2-1/2
	Rivet, oval head, 1/2 x 3" (2 used).	—	—
1111 S	Bolster plate, 1/4 x 6" flat, 5-1/2" long.	234 to —	2-1/2
1112 S	Bushing, 7/8" O. D., 4-1/8" long.	234 to —	2 oz.
1113 S	Nut for steering rod, 3/4" hexagon, (2 used).	234 to —	2 oz.
1147 S	Bolster end block, 1-15/32" x 15/32" x 5/32" channel, 2-1/4" long, (2 used)	234 to —	1/2
	Bolt, machine, 3/8 x 7/8" with lock washer, (2 used).	—	—
010214	Cotter pin, 1/8 x 3/4"...	441 to —	—
010258	Cotter pin, 5/16 x 2-1/4"...	441 to —	—

FRONT AXLE—Continued MODEL 10 AND NO. 10A

Part No.	Description	Lot No. All Incl.	Wt. Lbs.
1192 SA	Bolster complete with plate, 3 x 2 x 7/32" angle, 37-5/8" long.	234 to —	13-3/4
	Bolt, machine, 3/8 x 7/8" with lock washer (2 used).		
	Bolt, machine, 1/2 x 1" with lock washer (2 used).		
1193 S	Wheel shield (2 used).	234 to —	3/4
	Bolt, machine, 5/16 x 3/4" with lock washer (2 used).		
1217 S	Bronze bushing, 1-9/16" (1.566") O. D., 2-1/2" long (4 used).	234 to —	3/4
1220 S	Slip type hub cap (2 used).	234 to 297	1/4
1228 S	Pole stop (2 used).	234 to —	3/4
	Bolt, machine, 3/8 x 1" with lock washer.		
1229 S	Cap screws (6 used).	234 to 297	1 oz.
1621 S	Pivot axle cap (2 used).	319 to —	1/4
	Bolt, machine, 3/8 x 3/4" with lock washer, less nut (2 used).		
1622 SAR	Pivot axle assembly, right.	319 to —	12
1622 SAL	Pivot axle assembly, left.	319 to —	12
1636 SA	Pole connection, complete.	336 to —	10-1/2
	Bolt, machine, 5/8 x 5-1/2" with lock washer.		
1642 S	Steering rod, 3/4" Rd., 29" long overall, threaded.	349 to —	3-1/2
0114 WC	Stud for steering rod, 1-1/8" Rd., 2-3/4" long.	349 to —	1/4

MAIN CYLINDER MODEL 10 AND NO. 10A

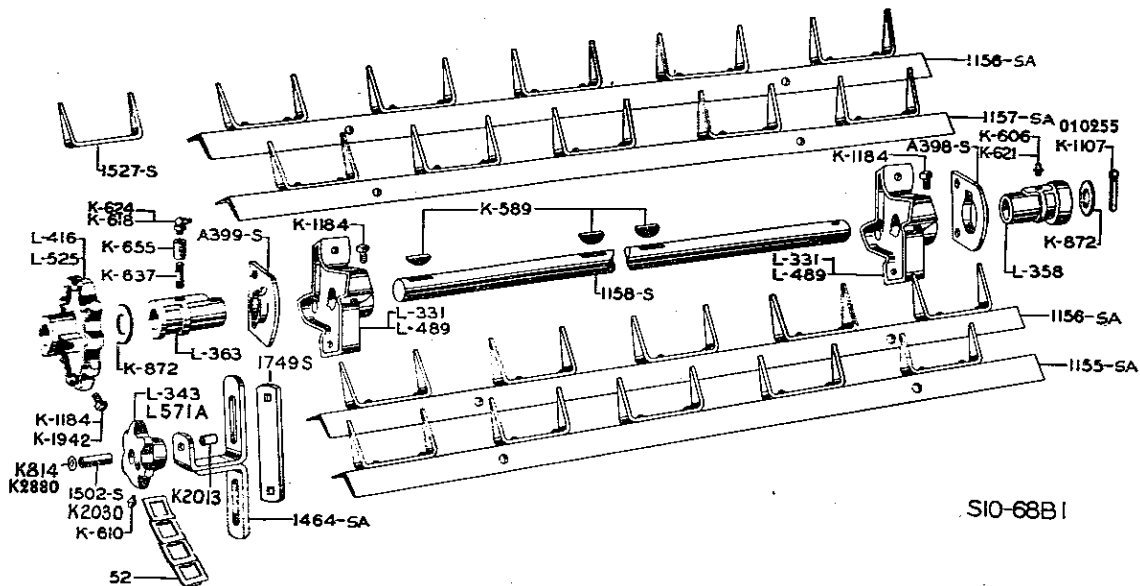


MAIN CYLINDER—Continued

MODEL 10 AND NO. 10A

Part No.	Description	Lot No. All Incl.	Wt. Lbs.
K 579	Jam nut, 1/2" hexagon.....	234 to —	1 oz.
K 587	No. 26 Woodruff key, 3/16" thick, 1-3/4" long.....	234 to —	1 oz.
K 589	No. 13 Woodruff key, 3/16" thick, 1" long (4 used).....	234 to —	1 oz.
K 616	Grease fitting, 1/8" pipe thread, 67-1/2 degree elbow, (2 used), Order K 623..	234 to —	1 oz.
K 623	Grease fitting, 1/8" pipe thread, 67-1/2 degree elbow, (2 used).....	234 to —	1 oz.
K 639	Pipe nipple, 1/8" I. D., 2" long.....	234 to —	1 oz.
K 655	Pipe coupling, 1/8".....	234 to —	1 oz.
K 1184	Set screw, 1/2" Dia., 1" long (3 used).....	234 to —	1 oz.
K 1185	Set screw, 1/2" Dia., 1" long (2 used).....	234 to —	1 oz.
K 1529	Bronze steel-backed bushing, 1-1/16" O. D., 1-1/4" long (4 used).....	311 to —	3 oz
L 476	Bearing housing, Order L 557 A.....	234 to 308	1 oz.
L 482	20 tooth sprocket to drive distributor, 1-1/16" bore.....	234 to —	7-3/4
L 483	Cylinder head, 1-1/16" bore (2 used) Order L 483-1.....	234 to 355	11-1/4
L 483-1	Cylinder head, 1-1/16" bore right.....	367 to —	11-1/4
L 484	7 tooth drive sprocket, 1-1/16" bore.....	234 to —	3-1/4
L 485	15 tooth sprocket to drive upper cylinder, 1-1/16" bore.....	234 to —	5
L 557A	Cylinder bearing assembly with 2 K 1529 bushings (2 used).....	311 to —	1-1/2
L 573	Main cylinder head, left, 1-1/16 bore. Order L 483-1.....	367 to 423	11-1/4
959 S	Roller for bearing (16 required), 1/4" Dia., 2-17/32" long.....	234 to 308	1 oz.
959-1/4 S	Roller bearing complete, left, Order 16 959 S, 1 960S and 1 1498 S.....	234 to 308	1
959-1/2 S	Roller bearing complete, right, Order 16 959 S, 1 960 S and 1 1015 S.....	234 to 308	1
960 S	Bearing end washer, 1-9/16" O. D., 1-3/32" I. D., 16 gauge (2 used). Order K 860.....	234 to 308	1 oz.
1015 S	Bearing closure washer, 2" O. D., 1-3/32" I. D., 18 gauge.....	234 to —	1 oz.
1160 S	Shaft, 1-1/16" Rd., 49-3/4" long.....	234 to —	12-1/2
1160-1/2 S	Shaft complete with 2 L 476 and bearings, 1 L 482, 2 L 483, 1 L 484, 1 L 485, 2 1161S, 1 1162-1/2S and 1 1163-1/2 S. Order A1160 S.....	234 to 244	65
1160-3/4 S	Shaft complete with 2 L 476 and bearings, 1 L 482, 2 L 483, 1 L 484, 1 L 485, 2 1161 S, 1 1309 SA and 1 1310 SA. Order A1160 S.....	245 to 308	65
A1160S	Shaft complete with 1 L 482, 2 L 483, 1 L 484, 1 L 485, 2 L 557A, 2 1161 S, 1 1309 SA and 1 1310 SA.....	311 to —	65
AA1160 S	Shaft complete with 1 L 482, 2 L 483, 1 L 484, 1 L 485, 2 L 557A, 2 1161 S, 1 1162-1/2 S, and 1 1163-1/2 S. Order A1160 S.....	234 to 244	65
1161 S	Anti-wrap shields, 6" Dia., (2 used).....	234 to —	3/4
1162-1/2 S	Bolt, carriage, 1/4 x 1-1/2" (2 used).....	234 to 244	7-1/2
1163-1/2 S	Bearing plate, complete, right.....		
	Bolt, carriage, 3/8 x 1-1/4" (3 used).....		
	Bolt, carriage, 3/8 x 1-1/2" (2 used).....		
	Bolt, machine, 3/8 x 7/8".....	234 to 244	7-1/2
	Bearing plate complete, left.....		
	Bolt, carriage, 3/8 x 1-1/4" (2 used).....		
	Bolt, carriage, 3/8 x 1-1/2" (2 used).....		
	Bolt, carriage, 3/8 x 1-3/4".....		
	Bolt, machine, 3/8 x 7/8".....	245 to —	7-1/2
1309 SA	Bearing plate complete right.....		
	Bolt, machine, 3/8 x 7/8" with lock washer.....		
	Bolt, carriage, 3/8 x 1-1/4" (3 used).....		
	Bolt, carriage, 3/8 x 1-1/2" (2 used).....	245 to —	7-1/2
1310 SA	Bearing plate complete, left.....		
	Bolt, machine, 3/8 x 7/8".....		
	Bolt, carriage, 3/8 x 1-1/4" (2 used).....		
	Bolt, carriage, 3/8 x 1-1/2" (2 used).....		
	Bolt, carriage, 3/8 x 1-3/4".....		
1498 S	Bearing closure (spacer) washer, 2" O. D., 1-3/32" I. D., 1/8" thick.....	234 to —	2 oz.
1527 S	Cylinder bar tooth with rivets (30 used).....	234 to —	1-2
	Rivet, oval head, 5/16 x 3/4" (2 used).....		
1548 SA	Cylinder bar with teeth, 1-3/8 x 1-3/8 x 5/32" angle, 36-3/8" long (2 used).....	234 to —	6-3/4
	Bolt, machine, 3/8 x 1" with lock washer (2 used).....		
1549 SA	Cylinder bar with teeth, 1-3/8 x 1-3/8 x 5/32" angle, 36-3/8" long (2 used).....	234 to —	6-3/4
	Bolt, machine, 3/8 x 1" with lock washer (2 used).....		
1550 SA	Cylinder bar with teeth, 1-3/8 x 1-3/8 x 5/32" angle, 36-3/8" long (2 used).....	234 to —	6-3/4
	Bolt, machine, 3/8 x 1" with lock washer (2 used).....		

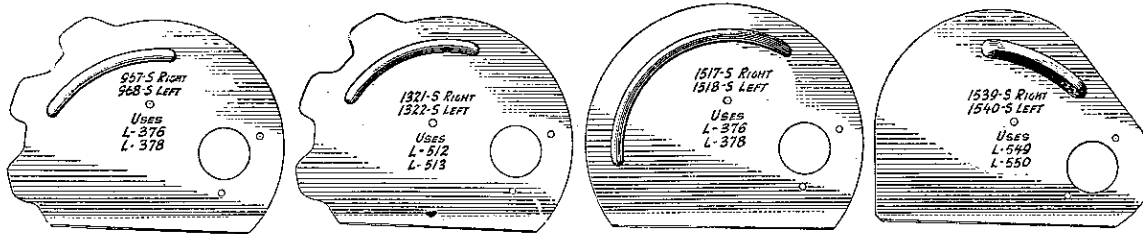

UPPER CYLINDER MODEL 10 AND NO. 10A



SIO-68B I

Part No.	Description	Lot No. All Incl.	Wt. Lbs.
52	Steel chain link (complete chain 41 links).....	234 to —	2 oz.
K 589	No. 13 Woodruff key, 3/16" thick, 1" long (3 used).....	234 to —	1 oz.
K 606	Grease fitting, 1/8" pipe thread, straight, Order K 621.....	234 to —	1 oz.
K 610	Grease fitting, 5/16" drive type.....	234 to 336	1 oz.
K 618	Grease fitting, 1/8" pipe thread, 90 degree elbow, Order K 621.....	234 to —	1 oz.
K 621	Grease fitting, 1/8" pipe thread.....	234 to —	1 oz.
K 624	Grease fitting, 1/8" pipe thread, 90 degree elbow.....	234 to —	1 oz.
K 637	Pipe nipple, 1/8" I. D., 1-1/4" long.....	234 to —	1 oz.
K 655	Pipe coupling, 1/8".....	234 to —	1 oz.
K 814	Washer, 1" O. D., 7/16" I. D., 1/16" thick. Order K 2880.....	234 to 376	1 oz.
K 872	Washer, 1-3/4" O. D., 1-1/32" I. D., 16 gauge (2 used).....	234 to —	1 oz.
K 1107	Spring cotter, 5/16" Dia., 1-1/4" long. Order 010255.....	234 to 423	1 oz.
K 1184	Set screw, 1/2" Dia., 3/4" long (2 used).....	234 to —	1 oz.
K 1942	Set screw 1/2" Dia., 7/8" long, cup point.....	342 to —	1 oz.
K 2013	Fiber bearing for L 571 A sprocket, 23/32" O. D., 1-7/16" long.....	342 to —	1 oz.
K 2030	Bushing for L 571 A sprocket, 1-9/16" long.....	342 to —	1 oz.
K 2880	Washer, 1" O. D. x 7/16" I. D., 1/16" thick.....	383 to —	
010255	Cotter pin, 5/16" x 1-1/4".....	441 to —	
L 331	3 bar cylinder head, 1" bore. (2 used).....	234 to 287	3-1/4
L 343	6 tooth tightener sprocket, AL 571 A will replace.....	234 to 336	1
AL 343	6 tooth tightener sprocket with bolt and bushing, Order AL 571 A.....	234 to 336	1-1/4
L 358	Bearing, right, 1" bore.....	234 to —	1-1/4
L 363	Bearing, left, 1" bore.....	234 to —	1-1/4
L 416	8 tooth sprocket, 1" bore.....	234 to 287	2-1/4
L 489	4 bar cylinder head, 1" bore. (2 used).....	290 to —	3-1/2
L 525	10 tooth sprocket, 1" bore.....	290 to —	5
L 571 A	6 tooth tightener sprocket.....	342 to —	1
AL 571 A	6 tooth tightener sprocket with bolt and bushing.....	342 to —	1-1/4
A 398 S	Bearing plate, right, 3/16 x 4" flat, 3-29/32" long.....	234 to —	1
A 399 S	Bolt, carriage, 3/8 x 7/8" with lock washer (2 used).....		
	Bearing plate, left, 3/16 x 4" flat, 3-29/32" long.....	234 to —	1
	Bolt, carriage, 3/8 x 7/8" with lock washer (2 used).....		
1155-SA	Cylinder bar with teeth, 1-1/4 x 1-1/4 x 5/32" angle, 42" long.....	234 to —	7
1156-SA	Bolt, carriage, 3/8 x 1" with lock washer (2 used).....		
	Cylinder bar with teeth, 1-1/4 x 1-1/4 x 5/32" angle, 42" long, (2 used).....	234 to —	7
1157-SA	Bolt, carriage, 3/8 x 1" with lock washer (2 used).....		
	Cylinder bar with teeth, 1-1/4 x 1-1/4 x 5/32" angle, 42" long.....	234 to —	7
1158 S	Bolt, carriage, 3/8 x 1" with lock washer (2 used).....		
	Shaft, 1" Rd., 49-7/8" long.....	234 to —	11-1/4
	Bolt, carriage, 3/8 x 1-1/2" (2 used).....		
1158-1/2 S	Shaft complete with 2 L 331, 1 L 358, 1 L 363, 1 L 416, 1 A 398 S and 1 A 399 S.....	234 to 286	23
A1158-S	Shaft complete with 1 L 358, 1 L 363, 2 L 489, 1 L 525, 1 A 398 S and 1 A 399 S.....	290 to —	23-1/2
1464 SA	Chain tightener bracket.....	234 to —	2
AA 1464 SA	Chain tightener complete with sprocket, Order AA 1464 SA1.....	234 to 336	3-1/4
AA 1464 SA1	Chain tightener complete with sprocket.....	342 to —	3-1/4
1502 S	Bushing, 19/32" O. D., 1-9/16" long.....	234 to 336	2 oz.
1527 S	Cylinder bar tooth with rivets.....	234 to —	1/2
	Rivet, oval head, 5/16 x 3/4" (2 used).....		
1749 S	Idle reinforcement strap, 1 x 6-1/8" long.....	367 to —	1/4
	Bolt, carriage, 3/8 x 1-1/2" with lock washer [2 used].....		

DISTRIBUTER—Continued MODEL 10 AND NO. 10A



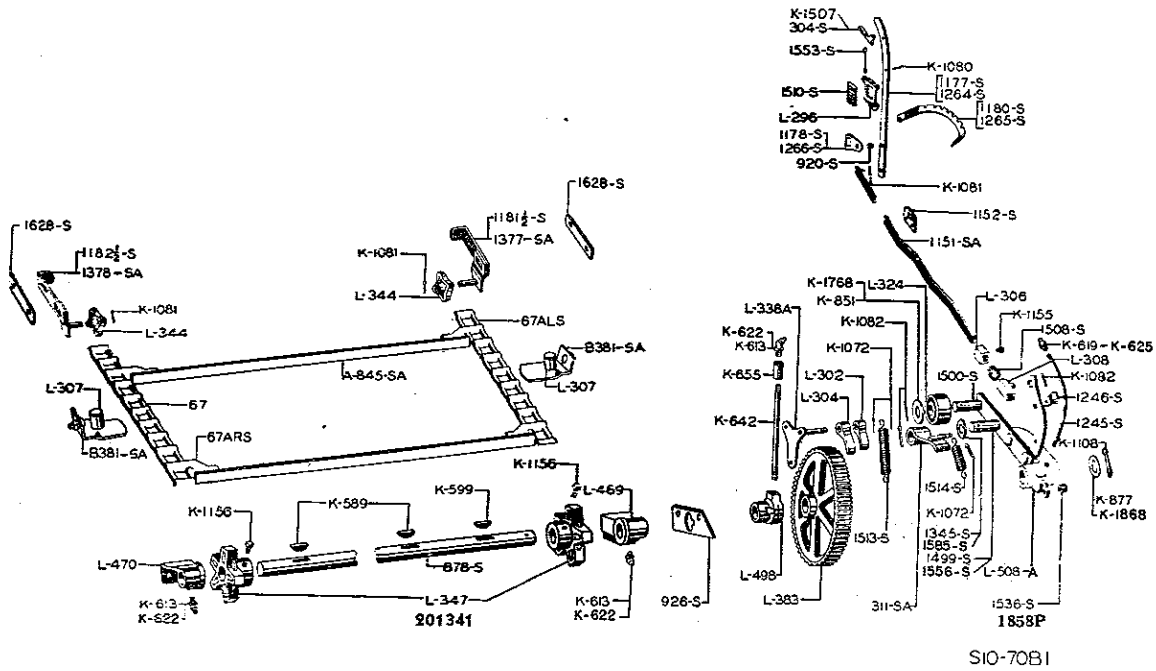
Part No.	Description	Lot No. All Incl.	Wt. Lbs.
52	Steel chain link (complete chain 44 links)	234 to —	2 oz.
K 579	Hexagon jam nut, 1/2" (8 or 10 used)	234 to —	1 oz.
K 589	No. 13 Woodruff key, 3/16" thick, 1" long	234 to —	1 oz.
K 606	Grease fitting, 1/8" pipe thread, straight, (2 used), Order K 621	234 to —	1 oz.
K 616	Grease fitting, 1/8" pipe thread, 5/16" drive type	234 to —	1 oz.
K 621	Grease fitting, 1/8" pipe thread, straight, (2 used)	234 to —	1 oz.
K 814	Washer, 1" O. D., 7/16" I. D., 1/16" thick. Order K 2880	234 to 376	1 oz.
K 860	Washer, 1-9/16" O. D., 1-3/32" I. D., 1/16" thick	234 to —	1 oz.
K 1151	Set screw, 5/16" Dia., 5/16" long (4 used)	234 to 308	1 oz.
K 1184	Set screw, 1/2" Dia., 3/4" long	234 to —	1 oz.
K 1345	Washer, 1-11/16" O. D., 1-3/32" I. D., 1/16" thick (2 used)	311 to 319	1 oz.
K 1349	Set screw, low head, 5/16 x 3/8"	311 to —	1 oz.
K 1529	Bronze steel backed bushing, 1-1/16" I. D., 1-1/4" long (4 used)	311 to —	3 oz.
K 2013	Fiber bearing for L 571 A sprocket, 23/32" O. D., 1-7/16" long	342 to —	1 oz.
K 2030	Bushing for L 571 A sprocket, 9/16" O. D., 1-9/16" long	342 to —	1 oz.
K 2880	Washer, 1" O. D. x 7/16" x 1/16" thick	383 to —	—
L 319	Spacer collar, 1-1/16" bore (2 used)	234 to 308	3/4
L 343	6 tooth tightener sprocket AL 571 A will replace	234 to 336	1
AL 343	Bolt, machine, 3/8 x 2-1/2" with lock washer	—	—
L 367	6 tooth tightener sprocket with bolt and bushing, Order AL 571 A	234 to 336	1-1/4
L 375	7 tooth sprocket 1-1/16" bore (Not illustrated)	315 to —	2-1/4
L 376	6 tooth sprocket, 1-1/16" bore	234 to 311	2-1/4
L 378	Paddle casting, right (4 or 5 used)	234 to 244, 268 to 287	2-1/4
L 378	Paddle casting, left (4 or 5 used)	234 to 244, 268 to 287	2-1/4
L 490	End collar	234 to 308	3/4
L 491	Bolt, machine, 5/16 x 1-5/8" with lock washer	—	—
L 512	Bearing housing, order (1) L 556 A, (1) L 554, (1) L 555	234 to 308	2
L 513	Paddle casting, right (4 or 5 used)	245 to 265	2-1/4
L 549	Paddle casting, left (4 or 5 used)	245 to 265	2-1/4
L 550	Paddle casting, right (5 used)	290 to —	2-1/4
L 554	Paddle casting, left (5 used)	290 to —	2-1/4
L 555	End collar	311 to —	1/2
L 556 A	Rivet, button head, 5/16 x 1-3/4"	—	—
L 571 A	Spacer collar (2 used)	311 to —	1/2
AL 571 A	Distributor bearing assembly with 2 K 1529 bushings	311 to —	2-3/4
959 S	6 tooth tightener sprocket	342 to —	1
959-1/2 S	6 tooth tightener sprocket with bolt and bushing	342 to —	1-1/4
960 S	Roller for bearing, (16 required) 1/4" Dia., 2-17/32" long	234 to 308	1 oz.
967 S	Roller bearing complete, consisting of 16 959 S, 1 960 S and 1 1015 S	234 to 308	1
968 S	Bearing end washer, 1-9/16" O. D., 1-3/32" I. D., 16 gauge (2 used). Order K 860	234 to 308	1 oz.
967 S	Paddle, right (4 or 5 used)	234 to 244, 268 to 287	2-3/4
968 S	Paddle, left (4 or 5 used)	234 to 244, 268 to 287	2-3/4

DISTRIBUTER (Continued)

MODEL 10 AND NO. 10A

Part No.	Description	Lot No. All Incl.	Wt. Lbs.
983 S	Keeper for bearing, 1/8 x 1-3/4" flat, 4" long (2 used)	234 to 244	1/4
984 S	Rivet, truss head, 5/16 x 3/4" (3 used)	234 to 244	3/4
1015 S	Bearing plate, 3/16 x 4" flat, 3-7/8" long (2 used)	234 to 244	1 oz.
1050 S	Bolt, machine, 5/16 x 3/4" with lock washer	234 to 244	1
1050-1/2 S	Bolt, machine, 3/8 x 1" with lock washer (2 used)	234 to 244	2-1/4
A 1050 S	Chain tightener complete, with sprocket. Order AA1050S	234 to 244	2-1/4
AA 1050 S	Chain tightener complete, with sprocket. Order AA 1050S	234 to 244	14
1149-1/2 S	Chain tightener, complete, with sprocket	234 to 244	70
1149-1/2 SA	Shaft with sprocket, 1-1/16" Rd., 46-1/2" long	234 to 244	2 oz.
1173 S	Distributor, complete, Order AA 1542 S	234 to —	3/4
1311 S	Lock for chain tightener arm	245 to —	1/4
1312 S	Bolt, machine, 3/8 x 1-1/4" with lock washer	245 to 265	14
1316-1/2 S	Bearing plate, 3/16 x 4" flat, 3-1/2" long (2 used)	245 to 265	70
1316-1/2 SA	Bolt, machine, 5/16 x 3/4" with lock washer	245 to 265	2-3/4
1321 S	Bolt, machine, 3/8 x 1" with lock washer (2 used)	245 to 265	2-3/4
1322 S	Keeper for bearing, 1/8 x 1-3/4" flat, 4" long (2 used)	245 to —	3/4
1323 S	Shaft with sprocket, 1-1/16" Rd., 46-1/2" long	245 to —	2-1/4
A 1323 S	Distributor, complete, Order AA 1542 SA2	342 to —	2-1/4
AA 1323 S	Paddle, right (4 used)	268 to 287	14
1478-3/4 S	Rivet, truss head, 5/16 x 3/4" (3 used)	268 to 287	70
1478-3/4 SA	Paddle, left (4 used)	234 to 336	2 oz.
1502 S	Chain tightener arm, 5/16 x 1-1/4" flat, 6" long	290 to 291	3-1/2
1517 S	Bolt, machine, 3/8 x 1-1/4" with lock washer	290 to 291	3-1/2
1518 S	Chain tightener complete, with sprocket, bolt and bushing, Order AA 1323 S	290 to 291	14
1520-3/4 S	Rivet, truss head, 5/16 x 3/4" (3 used)	290 to 291	70
1520-3/4 SA	Shaft with sprocket, 1-1/16" Rd., 46-1/2" long	295 to 319	3-1/2
1539 S	Distributor complete, Order AA 1542 S	324 to 349	3-1/2
1539 S1	Paddle, right (5 used) Order 1539 S2	355 to —	3-1/2
1539 S2	Paddle, right (5 used)	324 to 349	6
1539 SA1	Paddle and casting assembly, right. [Order 1539 SA2]	355 to —	6
1539 SA2	Paddle and casting assembly, right	295 to 319	3-1/2
1540 S	Paddle, left, (5 used), Order 1540 S2	324 to 349	3-1/2
1540 S1	Paddle, left, (5 used) Order 1540 S2	355 to —	3-1/2
1540 S2	Rivet, truss head, 5/16 x 3/4" (3 used)	324 to 349	6
1540 SA1	Paddle, left (5 used)	355 to —	6
1540 SA2	Paddle and casting assembly, left. Order 1540 SA2	355 to —	6
A1542 S	Paddle and casting assembly, left	291 to 308	14
A1542 SA	Shaft with sprocket, 1-1/16" Rd., 46-1/2" long, Order A1542 SA	311 to —	14
A1542 SA	Shaft with sprocket, 1-1/16" Rd., 46-11/32" long	295 to 308	70
1542-3/4 SA	Distributor, complete. Order AA 1542 SA2	311 only	70
AA1542 S	Distributor complete, Order AA1542 SA2	315 to 349	70
AA1542 SA	Distributor, complete Order AA1542 SA2	355 to —	70
AA1542 SA2	Distributor complete	234 to —	1 oz.
1551 S	Set screws, 1/2" Dia., 1-5/16" long, cone point (8 or 10 used)		
	Machines built Lot 234 to 245 used a 10 paddle distributor using L 376 and L 378 castings and 967 S and 968 S paddles.		

FEED SHAFT, CONVEYOR AND FEED LEVER MODEL 10 AND NO. 10A



Part No.	Description	Lot No. All Incl.	Wt. Lbs.
67	Plain steel chain link (176 used)	234 to —	2 oz.
67 ARS	Rivet, flat head, 5/16 x 5/8"	234 to —	3 oz.
67 ALS	Steel attachment link, left (15 used)	234 to —	3 oz.
K 589	Steel attachment link, right (15 used)	234 to —	1 oz.
K 599	No. 13 Woodruff key, 3/16" thick, 1" long (2 used)	234 to —	1 oz.
K 613	No. 14 Woodruff key, 7/32" thick, 1" long	234 to —	1 oz.
K 619	Grease fitting, 1/8" pipe thread, 30 degree elbow, (3 used), Order K 622	234 to —	1 oz.
K 622	Grease fitting, 1/8" female pipe thread, straight, Order K 625	234 to —	1 oz.
K 625	Grease fitting, 1/8" pipe thread, 30 degree elbow, (3 used)	234 to —	1 oz.
K 642	Grease fitting, 1/8" female pipe thread	234 to —	1 oz.
K 655	Pipe nipple, 1/8" I. D., 7" long	234 to —	2 oz.
K 851	Pipe coupling, 1/8"	234 to —	1 oz.
K 877	Washer, 1-1/2" O. D., 15/16" I. D., 16 gauge Order K1768	234 to 331	1 oz.
K 1072	Washer, 1-3/4" O. D., 1-1/8" I. D., 16 gauge Order K1868	234 to 331	1 oz.
K 1080	Spring cotter, 1/8" Dia., 1" long. Order 010215	234 to 423	1 oz.
K 1081	Spring cotter, 3/16" Dia., 3/4" long. Order 010228	234 to 423	1 oz.
K 1082	Spring cotter, 3/16" Dia., 1" long (3 used). Order 010229	234 to 423	1 oz.
K 1108	Spring cotter, 3/16" Dia., 1-1/4" long (3 used). Order 010230	234 to 423	1 oz.
K 1155	Spring cotter, 5/16" Dia., 1-1/2" long. Order 010256	234 to 423	1 oz.
K 1156	Set screw, 3/8" Dia., 5/8" long	234 to —	1 oz.
K 1507	Set screw, 3/8" Dia., 5/8" long, low head (2 used)	234 to —	1 oz.
K 1768	Lever latch	311 to —	1/4
K 1868	Rivet, flat head, 1/4 x 3/4"	336 to —	1 oz.
010215	Washer, 1-1/2" O. D., 29/32" I. D., 16 ga.	336 to —	1 oz.
010228	Washer, 1-1/2" O. D., 1-1/8" I. D., 16 ga.	336 to —	1 oz.
010229	Cotter pin, 1/8 x 1"	441 to —	—
010230	Cotter pin, 3/16 x 3/4"	441 to —	—
010256	Cotter pin, 3/16 x 1"	441 to —	—
201341	Cotter pin, 3/16 x 1-1/4"	441 to —	—
L 296	Cotter pin, 5/16 x 1-1/2"	441 to —	—
L 302	5-tooth feed sprocket, 1-1/16" bore (2 used)	459 to —	2-1/4
L 304	Lever slide casting	234 to —	1/2
L 306	Retention pawl, short	234 to —	1/2
L 307	Retention pawl, long	234 to —	1/2
L 308	Single set collar	234 to —	1/4
L 324	Conveyor guide (2 used)	234 to —	1/4
L 338A	Rivet, wagon box head, 5/16 x 1-1/4"	234 to —	1/4
L 344	Slide collar	234 to —	1/2
L 347	Roller for feed arm	234 to —	1-1/2
L 383	Retention pawl support with pin	234 to —	1-1/2
L 469	Bolt, carriage, 3/8 x 1-1/2" (3 used)	234 to —	1
	4 tooth idler sprocket (2 used)	234 to —	2
	5 tooth feed sprocket, 1-1/16" bore (2 used). Order 201341	234 to 441	2
	Ratchet wheel, 1-1/16" bore	234 to —	2
	Feed bearing, right, 1-1/16" bore	234 to —	2
	Bolt, machine, 3/8 x 1-1/4" with lock washer (2 used)	234 to —	2

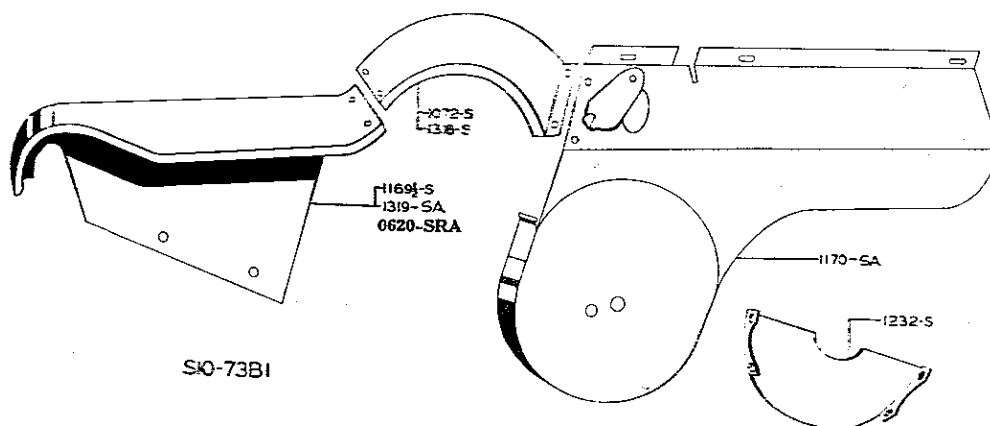
FEED SHAFT, CONVEYOR AND FEED LEVER—Continued
MODEL 10 AND NO. 10A

Part No.	Description	Lot No. All Incl.	Wt. Lbs.
L 470	Feed bearing, left, 1-1/16" bore.....	234 to —	2
	Bolt, machine, 3/8 x 1-1/4" with lock washer (2 used)		
L 498	Angle feed bearing, 1-1/16" bore.....	234 to —	3/4
L 508A	Feed arm complete with roller, pawl and spring.....	234 to —	8-1/2
1858 P	Bushing, 1/4" I. D., 5/16" long.....	349 to —	1 oz.
304 S	Lever latch, Order K 1507.....	234 to 308	1/4
311 SA	Feed pawl, 1/4 x 1-1/4" flat, 5-3/4" long.....	234 to —	3/4
B381 SA	Conveyor slide complete, 1/8 x 3" flat, 5-1/8" long (2 used)	234 to —	1-1/4
	Bolt, carriage, 3/8 x 7/8" with lock washer.....		
A845 S	Conveyor bar with links, 1-3/8 x 1 x 5/32" angle, 34-1/4" long overall (14 used).....	234 to —	3-1/4
878 S	Shaft, 1-1/6" Rd., 44-5/8" long.....	234 to —	11-1/4
878-SA	Shaft complete with (2) 201341 sprockets.....	234 to —	15
920 S	Bushing, 9/16" O. D., 3/8" long.....	234 to —	1 oz.
926 S	Angle feed bearing plate.....	234 to —	3/4
	Rivet, oval head, 3/8 x 3/4" (2 used).....		
1151 SA	Feed rod, 3/4 x 3/8 x 1/8" channel, 117-3/4" long.....	234 to —	5-1/2
1152 S	Feed rod guide, 1/8 x 3" flat, 2-3/16" long.....	234 to —	1/4
	Bolt, machine, 5/16 x 3/4" with lock washer (2 used).....		
1177 S	Feed lever, 5/16 x 1-1/4" flat, 26-3/4" long.....	234 to 237	3
	Bolt, machine, 3/8 x 1-1/4" with lock washer.....		
1177-1/2 S	Feed lever complete.....	234 to 237	4
1178 S	Feed lever bracket, 3/16 x 4-3/4" flat, 2-3/8" long. Order 1266 S.....	234 to 237	3/4
	Bolt, machine, 5/16 x 3/4" (2 used).....		
1180 S	Feed lever sector, 5/16 x 1-1/4" flat, 17-1/2" long.....	234 to 237	2-1/4
	Bolt, machine, 3/8 x 7/8" with lock washer.....		
	Bolt, carriage, 3/8 x 1-1/2".....		
1181-1/2 S	Conveyor tightener with stud, right, Order 1377-SA.....	234 to 252	2
1182-1/2 S	Conveyor tightener with stud, left, Order 1378-SA.....	234 to 252	2
1245 S	Pipe nipple, bent, 1/8" I. D., 8" long.....	234 to —	1/4
1246 S	Bracket for pipe nipple.....	234 to —	2 oz.
	Rivet, wagon box head, 1/4 x 3/4".....		
★ 1264 S	Feed lever, 5/16 x 1-1/4" flat, 26-3/4" long.....	239 to —	3
	Bolt, machine, 3/8 x 1-1/4" with lock washer.....		
1264 SA	Feed lever complete with latch, slide and spring.....	239 to —	4
1265 S	Feed lever sector, 5/16 x 1-1/4" flat, 19-5/8" long.....	239 to —	2-1/2
	Bolt, machine, 3/8 x 7/8" with lock washer.....		
	Bolt, carriage, 3/8 x 1-1/2".....		
1266 S	Feed lever bracket, 3/16 x 4-3/4" flat, 2-5/8" long.....	239 to —	3/4
	Bolt, machine, 5/16 x 3/4" (2 used).....		
1345 S	Washer, 1-5/8" O. D., 7/8" I. D., 1/4" thick. Order 1585 S.....	234 to 324	2 oz.
1377 SA	Conveyor tightener with stud, right.....	254 to —	2
	Bolt, machine, 3/8 x 1-3/4" (2 used).....		
1378 SA	Conveyor tightener with stud, left.....	254 to —	2
	Bolt, machine, 3/8 x 1-3/4" (2 used).....		
1499 S	Feed pawl stud, 7/8" Dia., 2-17/32" long.....	234 to 324	1/4
1500 S	Feed roller stud, 7/8" Dia., 2-3/4" long.....	234 to —	1/4
1508 S	Compression spring, 1-1/8" O. D., 7/16" long, 3 coils.....	234 to —	1 oz.
1510 S	Compression spring, 11/16 x 1-9/16 x 2-1/2" long, 7-3/4" coils.....	234 to —	3 oz.
1513 S	Extension spring, 7/8" O. D., 4-3/4" long, overall 6-1/2", 40 coils.....	234 to —	1/4
	Bolt, machine, 5/16 x 1" with lock washer.....		
1514 S	Extension spring, 5/8" O. D., 2-1/4" long, overall 3-1/2", 41 coils.....	234 to —	2 oz.
1536 S	Bushing, 1/4" I. D., 5/16" long, Order 1858 P.....	234 to 342	1 oz.
1553 S	Feed lever wire, 3/16" Dia., 6-1/2" long.....	234 to —	2 oz.
1556 S	Feed pawl stud, 7/8" Dia., 2-3/4" long.....	330 to —	1/4
1585 S	Feed pawl spacer, 1-1/4" O. D., 7/16" long.....	330 to —	2 oz.
1624 SA	Conveyor chain with No. 67 steel chain and A 845 S bar: 178 No. 67 plain links, 14 No. 67 ARS and 14 No. 67 ALS attachment links; 9 bars each followed by 6 plain links and 5 bars each followed by 7 plain links.....	234 to —	81
1628 S	Shim for tightener, 1/8 x 1-1/2" flat, 6-1/2" long, used when tractor drawn.....	330 to —	1/2

★ Not available.

FEED AND DISTRIBUTER SHIELDS

MODEL 10 AND NO. 10A

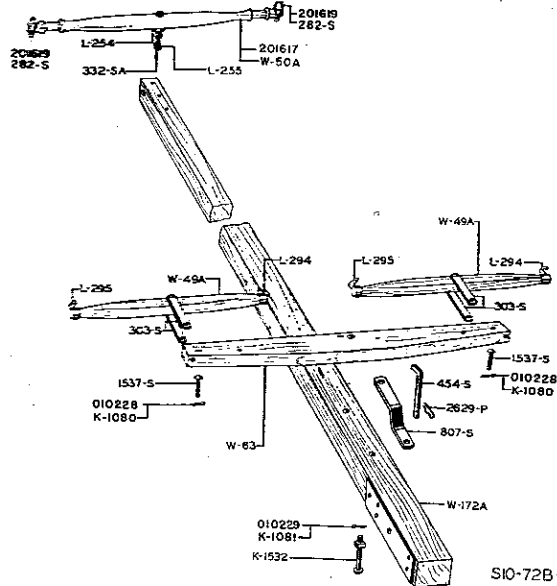


Part No.	Description	Lot No. All Incl.	Wt. Lbs.
1072 S	Shield connecting distributor and ratchet wheel shields, 14" long.....	234 to 244	1/4
1169-1/2 S	Bolt, oven head, 1/4 x 1/2" with lock washer (4 used).....	234 to 244	3-1/4
	Distributor chain shield.....		
	Bolt, machine, 5/16 x 3/4" with lock washer.....		
1170 SA	Bolt, machine, 3/8 x 1" with lock washer.....	234 to —	6-1/2
	Bolt, machine, 3/8 x 1-1/4" with lock washer.....		
	Ratchet wheel shield.....		
1232 S	Bolt, oven head, 1/4 x 1/2" with lock washer (2 used).....	236 to —	1
	Bolt, carriage, 5/16 x 1-1/4" (3 used).....		
1318 S	Bolt, carriage, 1/4 x 1/2" with lock washer (4 used).....	245 to —	1-1/2
	Shield connecting distributor and ratchet wheel shields, 18" long.....		
1319 SA 0620 SRA	Bolt, oven head, 1/4 x 1/2" with lock washer (4 used).....	245 to 423 441 to —	3-1/4
	Distributor chain shield. Order 0620 SRA.....		
	Distributor chain shield.....		
	Bolt, machine, 5/16 x 3/4" with lock washer.....		
	Bolt, machine, 3/8 x 1" with lock washer.....		
	Bolt, machine, 3/8 x 1-1/4" with lock washer.....		

**MAIN DRIVE—Continued
MODEL 10 AND NO. 10A**

Part No.	Description	Lot No. All Incl.	Wt. Lbs.
1159 S	Auxiliary drive rod, 1/2" Rd., 30-1/4" long.	234 to —	1-3/4
1171 S	Drive chain shield rear bracket, 3/16 x 1-1/4" flat, 6-1/4" long.	234 to —	1/2
1174 S	Bolt, carriage, 5/16 x 1-1/4"	234 to —	1-3/4
1174 SA	Drive lever, 5/16 x 1-1/4" flat, 16" long.	234 to —	2-3/4
1174 SA	Drive lever complete with latch, slide and spring.	234 to —	3-1/4
1175 S	Bolt, machine, 3/8 x 1-1/4" with lock washer.	234 to —	3-1/4
1175 S	Drive lever sector, 3/16 x 6" flat, 10" long.	234 to —	1 oz.
1176 S	Bolt, machine, 3/8 x 7/8" with lock washer (2 used).	234 to —	7-1/4
1176 S	Bolt, carriage, 5/16 x 3"	234 to 355	3
1186 SA	Spacer, 1/4" I. D., 1-9/16" long.	367 to —	2-1/4
1187 SA	Drive arm complete with sprocket.	234 to —	1 oz.
1187 SA1	Chain straddler with bracket. Order 1187 SA1.	234 to —	2 oz.
1187 SA1	Chain straddler with bracket.	234 to —	1/4
1189 SA	Bolt, carriage, 3/8 x 1-1/2" (3 used).	234 to —	1/4
1282 S	Auxiliary drive arm.	234 to —	2 oz.
1504 S	Bushing, 19/32" O. D., 9/16" long.	234 to —	1/4
1507 S	Bushing, 19/32" O. D., 2-7/16" long (2 used).	234 to —	1/4
1510 S	Compression spring, 7/8" O. D., 7" long, 23 coils.	234 to —	2 oz.
1552 S	Compression spring, 11/16 x 1-9/16 x 2-1/2" long, 7-3/4 coils.	234 to —	2 oz.
121 SR	Lever wire, 3/16" Dia., 5-5/16" long.	404 to —	27-1/4
0854 SRA	36 tooth main drive sprocket.	383 to —	
	Bolt, machine, 1/2 x 1-3/4" (3 used).		
	Heavy steel drive chain, pintle type.		

**POLE AND HITCH
MODEL 10 AND 10A**



Part No.	Description	Lot No. All Incl.	Wt. Lbs.
K 1080	Spring cotter, 3/16" Dia., 3/4" long (2 used). Order 010228.	234 to 423	1 oz.
K 1081	Spring cotter, 3/16" Dia., 1" long. Order 010229.	234 to 423	1 oz.
K 1532	Bolt, carriage, 1/2 x 4" drilled for cotter.	234 to —	1/4
010228	Cotter pin, 3/16 x 3/4"	441 to —	1/2
010229	Cotter pin, 3/16 x 1"	234 to —	1/2
L 254	Neckyoke washer.	234 to —	1/4
L 255	Pole washer.	234 to —	1/4
L 294	Singletree hook, right (2 used).	234 to —	1/2
L 295	Singletree hook, left (2 used).	234 to —	1/2
2629 P	Spring clip.	234 to —	2 oz.
282 S	Ferrule and ring for neckyoke (2 used). Order 201619.	234 to 423	3/4
303 S	Singletree strap, 3/16 x 1-1/4" flat, 9" long (4 used).	234 to —	1/2
332 SA	Rivet, oval head, 3/8 x 2-1/2"	234 to —	3/4
454 S	Eyebolt for neckyoke.	234 to —	1/2
807 S	Hammer strap pin, 5/8" Rd., 7-5/16" long.	234 to —	1
1537 S	Hammer strap, 5/16 x 1-1/2" half oval, 11-3/4" long.	234 to —	2 oz.
W 49A	Pin for doubletrees, 3/8" Dia., 2-3/4" long, W. B. head (2 used)	234 to —	
W 50A	Singletree complete (2 used)	234 to —	
W 63	Neckyoke, complete. Order 201617.	234 to 423	
W 172A	Doubletree.	234 to —	
201617	Pole.	234 to —	
201619	Neckyoke, complete.	441 to —	
	Ferrule and ring for neckyoke.	441 to —	